



**selt** ✦  
sun  
protection  
systems

# THE SHADOW MAKERS

SUN SHADING SOLUTIONS

EDITION **EN**

[www.selt.com](http://www.selt.com)

# Table of contents

|   |           |
|---|-----------|
| <b>PERGOLAS .....</b>                           | <b>4</b>  |
| SB 500 .....                                    | 6         |
| SB 500R .....                                   | 8         |
| SB 400 .....                                    | 10        |
| SB 400 PRO .....                                | 12        |
| SB 350 .....                                    | 14        |
| SB 400R .....                                   | 16        |
| SLIDE .....                                     | 18        |
| SB 400 MD .....                                 | 20        |
| Solid .....                                     | 22        |
| <b>SYSTEM PERGOLA V .....</b>                   | <b>24</b> |
| Pergola V .....                                 | 26        |
| <b>SYSTEM VERANDA V .....</b>                   | <b>28</b> |
| Veranda V .....                                 | 30        |
| <b>VENETIAN BLINDS .....</b>                    | <b>32</b> |
| Z 90 BOX .....                                  | 34        |
| Z 90, Z 90 HF .....                             | 38        |
| Z 90 CUBE, OVAL .....                           | 40        |
| Z 90 L .....                                    | 42        |
| C 80 BOX .....                                  | 44        |
| C 80 .....                                      | 48        |
| C 80 CUBE, OVAL .....                           | 50        |
| C 80 L .....                                    | 52        |
| C 80 FLAT .....                                 | 54        |
| C 80 L FLAT .....                               | 56        |
| C 50 L .....                                    | 58        |
| C 50 SLIM .....                                 | 60        |
| <b>REFLEKSOLS .....</b>                         | <b>62</b> |
| 125 .....                                       | 64        |
| 120 ZiiiP .....                                 | 66        |
| 120 ZiiiP DZ (for concealed installation) ..... | 68        |
| ZiiiP BOX .....                                 | 70        |
| 95 ZiiiP .....                                  | 72        |
| 120 .....                                       | 74        |
| 120 DZ (for concealed installation) .....       | 76        |
| MR 120 .....                                    | 78        |
| MR 120 DZ (for concealed installation) .....    | 80        |
| 103 .....                                       | 82        |

|                            |            |
|----------------------------|------------|
| MR 103.....                | 84         |
| 95.....                    | 86         |
| 90.....                    | 88         |
| 85 SA/MA.....              | 90         |
| 85 A.....                  | 92         |
| 76.....                    | 94         |
| XXL.....                   | 96         |
| XL.....                    | 98         |
| XL MA.....                 | 100        |
| XS.....                    | 102        |
| <b>VERANDAS.....</b>       | <b>104</b> |
| Veranda.....               | 106        |
| Veranda FTS.....           | 108        |
| <b>AWNINGS.....</b>        | <b>110</b> |
| Dakar.....                 | 112        |
| Casablanca.....            | 114        |
| Palladio.....              | 116        |
| Corsica.....               | 118        |
| Jamaica.....               | 120        |
| Australia.....             | 122        |
| Silver Plus.....           | 124        |
| Malta.....                 | 126        |
| Bora.....                  | 128        |
| Italia Box.....            | 130        |
| Italia.....                | 132        |
| Italia Balcony.....        | 134        |
| <b>SUNBREAKERS.....</b>    | <b>136</b> |
| 300 Rotary.....            | 138        |
| 300 Fixed.....             | 140        |
| 210 Rotary.....            | 142        |
| 210 Fixed.....             | 144        |
| <b>POWDER COATING.....</b> | <b>146</b> |
| Coating finish.....        | 148        |
| Construction colours.....  | 150        |
| Slats colours.....         | 151        |
| <b>FABRICS.....</b>        | <b>152</b> |
| Awning fabrics.....        | 154        |
| Refleksol fabrics.....     | 156        |
| Pergola Solid fabrics..... | 158        |
| <b>AUTOMATION.....</b>     | <b>160</b> |



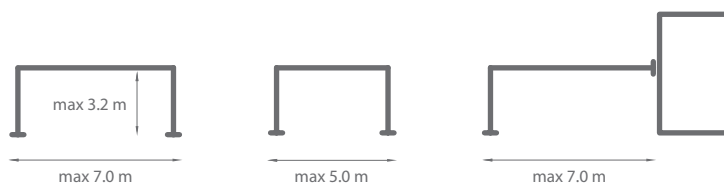


**SYSTEM  
PERGOLA**

# PERGOLA SUNBREAKER 500



|                       |     |
|-----------------------|-----|
| Colour                | RAL |
| Electric drive        | yes |
| Maximum projection    | 7 m |
| Maximum width         | 5 m |
| Water drainage system | yes |

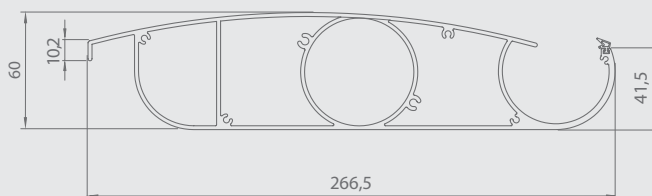


Standard construction colours:

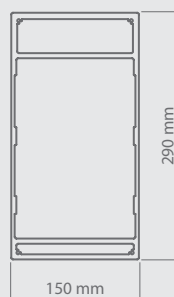
- RAL 9016 mat
- FSM 71319
- RAL 7016 mat



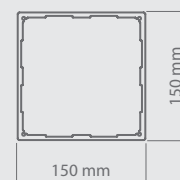
*Blade cross-section*



*Beam cross-section*



*Post cross-section*





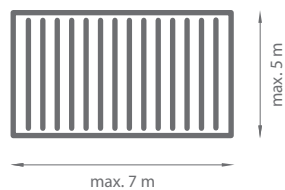
**Properties:**

- *Extruded aluminium construction with steel elements*
- *Water drainage system integrated with the construction*
- *Sun and waterproof system*
- *Construction and roofing painted in any RAL colour (optional)*
- *Roofing made from rotating slats*
- *Maximum dimensions of single module: 5.0 m width and 7.0 m projection*
- *Minimum dimensions of single module: 1.4 m width and 2.0 m projection*
- *Possibility of modular connection*
- *Possibility of wall-mounted and free-standing version*
- *Possibility of using sliding wall system "SLIDE" up to 2.8m high*
- *Construction in accordance with EN 1090 and EN 13659*
- *Optional LED lighting on perimeter of pergola or light points in blades*
- *Possibility of using weather automation*

# PERGOLA SUNBREAKER 500R



|                       |                                       |
|-----------------------|---------------------------------------|
| Colour                | <b>RAL</b>                            |
| Electric drive        | <b>yes</b>                            |
| Maximum projection    | <b>7 m</b>                            |
| Maximum width         | <b>5 m</b>                            |
| Beam height           | <b>290 mm + 150 mm blades opening</b> |
| Water drainage system | <b>yes (without outflows)</b>         |

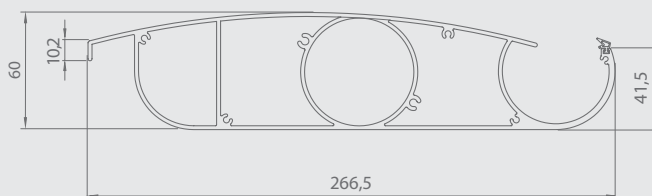


Standard construction colours:

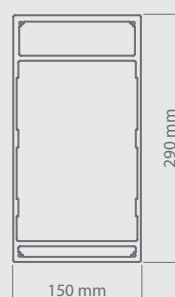
- RAL 9016 mat
- FSM 71319
- RAL 7016 mat



*Blade cross-section*



*Beam cross-section*







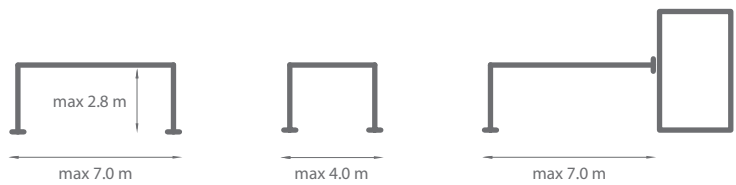
**Properties:**

- *The structure made of extruded aluminum profiles and steel elements*
- *The structure is equipped with a water drainage system (gutters without outflows)*
- *Sun protection and rain protection system*
- *Maximum dimensions: 5.0 m wide, projection 7.0 m*
- *Minimum dimensions: 1.4 m wide, projection 2.0 m*
- *Drain points selected individually*
- *Optional LED lighting around the pergola or light points in the blades*
- *Possibility of using weather automation*
- *6th class of wind resistance*
- *Through-anchoring of beams*

# PERGOLA SUNBREAKER 400

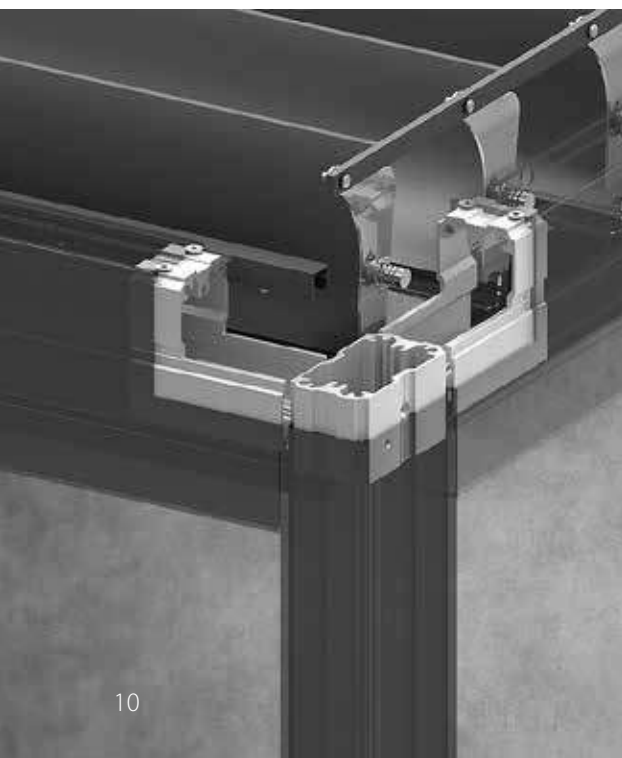


|                       |     |
|-----------------------|-----|
| Colour                | RAL |
| Electric drive        | yes |
| Maximum projection    | 7 m |
| Maximum width         | 4 m |
| Water drainage system | yes |

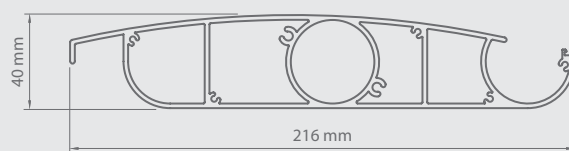


Standard construction colours:

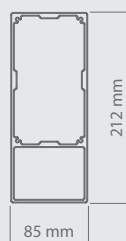
- RAL 9016 mat
- FSM 71319
- RAL 7016 mat



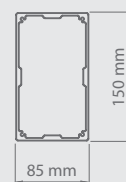
*Blade cross-section*



*Beam cross-section*



*Post cross-section*






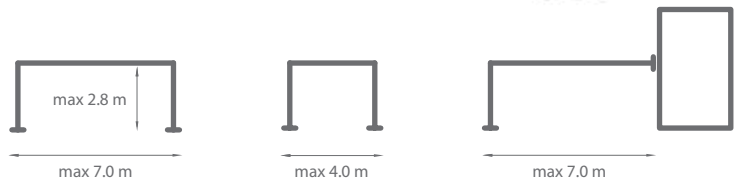
**Properties:**

- *Extruded aluminium construction with steel elements*
- *Water drainage system integrated with the construction*
- *Sun and waterproof system*
- *Possibility of using weather automation*
- *Construction and roofing painted in any RAL colour (optional)*
- *Roofing made from rotating slats*
- *Maximum dimensions of single module: 4.0 m width and 7.0 m projection*
- *Minimum dimensions of single module: 1.4 m width and 1.4 m projection*
- *Free-standing and wall-mounted version*
- *Construction in accordance with PN-EN 1090 and PN-EN 13659*
- *Additional chamber in the beam allows to use an invisible overflow system between the gutters (option with 4 gutters)*
- *Optional LED lighting on perimeter of pergola or light points in blades*

# PERGOLA SUNBREAKER 400PRO



|                       |     |
|-----------------------|-----|
| Colour                | RAL |
| Electric drive        | yes |
| Maximum projection    | 7 m |
| Maximum width         | 4 m |
| Water drainage system | yes |

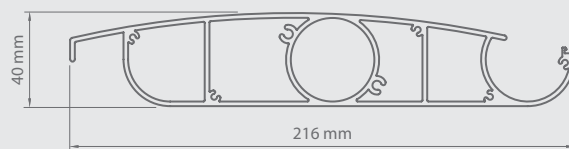


Standard construction colours:

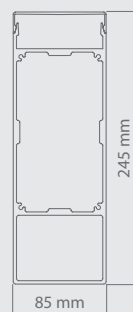
- RAL 9016 mat
- FSM 71319
- RAL 7016 mat



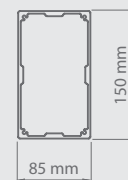
*Blade cross-section*



*Beam cross-section*



*Post cross-section*



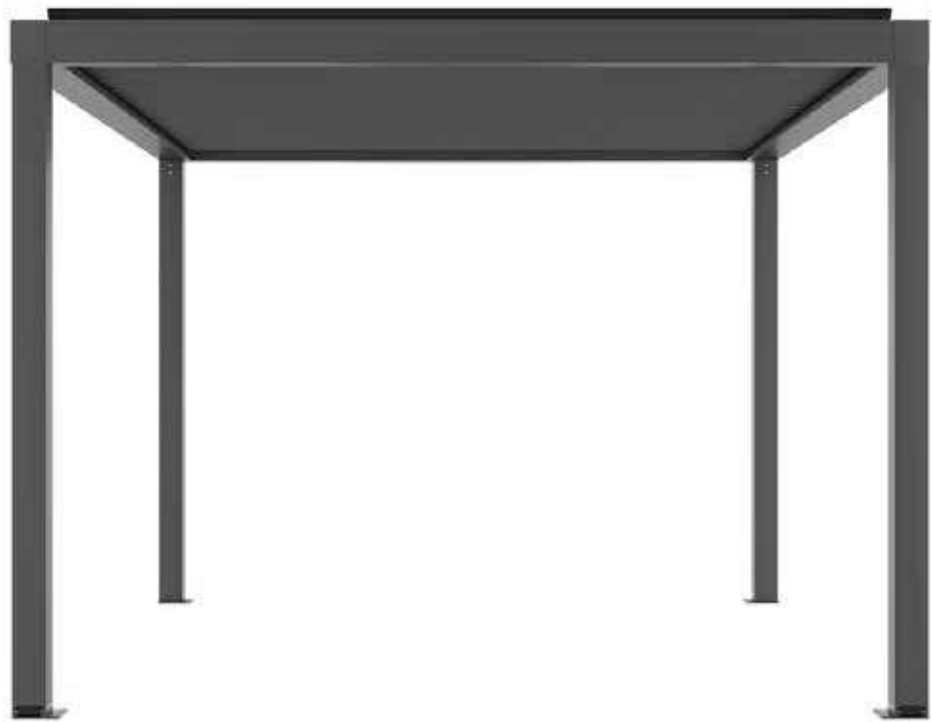


### **Properties:**

- *Blades drive unit hidden in the beam*
- *Extruded aluminium construction with steel elements*
- *Water drainage system integrated with the construction*
- *Sun and waterproof system*
- *Possibility of using weather automation*
- *Construction and roofing painted in any RAL colour (optional)*
- *Roofing made from rotating slats*
- *Maximum dimensions of single module: 4.0 m width and 7.0 m projection*
- *Minimum dimensions of single module: 2.0 m width and 2.4 m projection*
- *Free-standing and wall-mounted version*
- *Construction in accordance with PN-EN 1090 and PN-EN 13659*
- *Additional chamber in the beam allows to use an invisible overflow system between the gutters (option with 4 gutters)*
- *Optional LED lighting on perimeter of pergola or light points in blades*
- *The upper chamber with a revision allows convenient distribution of electric installation*
- *Wall fixing concealed in the beam*



# PERGOLA SUNBREAKER 350

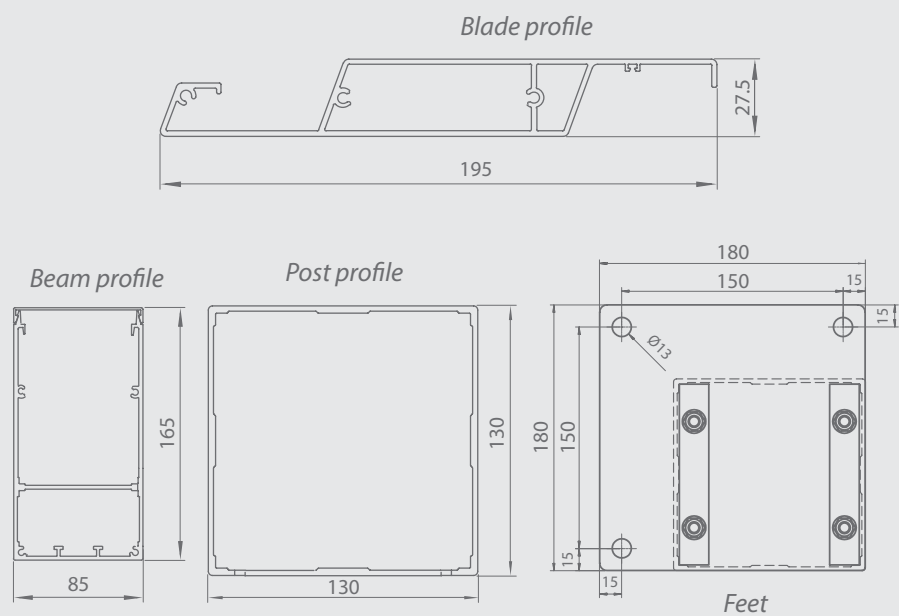


|                       |  |
|-----------------------|--|
| Electric drive        | <b>yes</b>                               |
| Available projection  | <b>3.40 m   3.85 m   4.30 m   4.75 m</b> |
| Fixed width           | <b>3.50 m</b>                            |
| Height in the recess  | <b>2.50 m</b>                            |
| Water drainage system | <b>yes</b>                               |

Available construction/blades colours:

○ RAL 9016 mat

● RAL 7016 mat





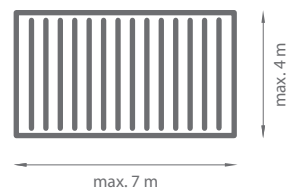
**Properties:**

- System available in fixed dimensions acc. to the table
- Only free-standing version available
- Blade rotation angle 120°
- Possibility to choose blades and construction in two available colours
- It is not possible to paint in other colours
- Blade drive unit hidden in the beam
- The upper chamber with a revision allows convenient distribution of electric installation
- The set includes a 24V pergola motor and a remote control
- System can be controlled via the app
- Flat blades

# PERGOLA SUNBREAKER 400R



|                       |                                       |
|-----------------------|---------------------------------------|
| Colour                | <b>RAL</b>                            |
| Electric drive        | <b>yes</b>                            |
| Maximum projection    | <b>7 m</b>                            |
| Maximum width         | <b>4 m</b>                            |
| Beam height           | <b>290 mm + 150 mm blades opening</b> |
| Water drainage system | <b>yes (without outflows)</b>         |

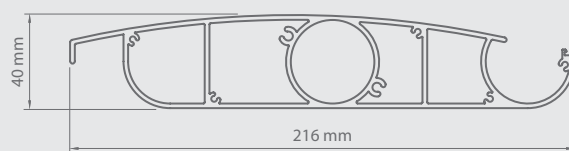


Standard construction colours:

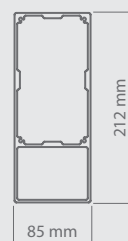
- RAL 9016 mat
- FSM 71319
- RAL 7016 mat



*Blade cross-section*



*Beam cross-section*



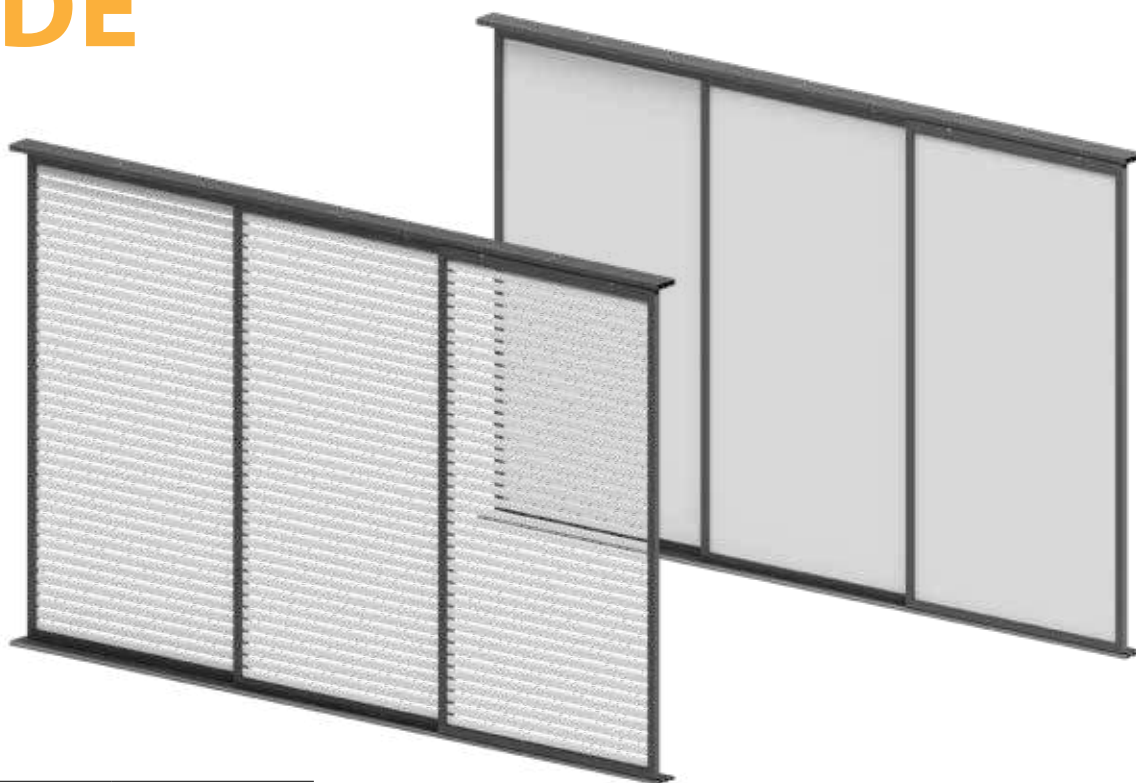




**Properties:**

- *The structure made of extruded aluminum profiles and steel elements*
- *The structure is equipped with a water drainage system (gutters without outflows)*
- *Sun protection and rain protection system*
- *Maximum dimensions: 4 m wide, projection 7 m*
- *Drain points selected individually*
- *Optional LED lighting around the pergola or light points in the blades*
- *Possibility of using weather automation*
- *6th class of wind resistance*
- *Wall brackets included*

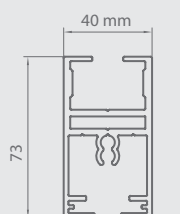
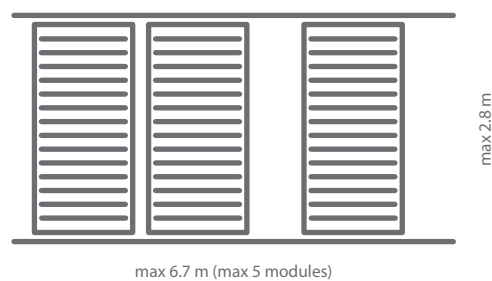
# SYSTEM SLIDE



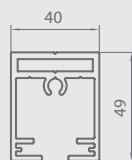
|                             |   |
|-----------------------------|---|
| Colour                      | RAL   |
| Max width of single module  | 1.38 m  |
| Max height of single module | 2.80 m  |
| External use                | yes   |
| Cover                       | fixed blades<br>Serge 1% fabric<br>Serge 600 fabric |

Standard construction colours:

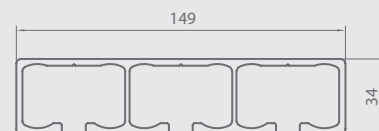
- RAL 9016 mat
- FSM 71319
- RAL 7016 mat



Upper frame cross-section

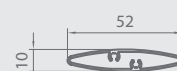
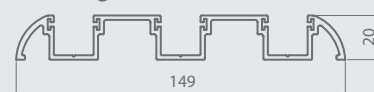


Bottom and side frame cross-section



Upper guide rail cross-section

Bottom guide rail cross-section



Blade cross-section



**Properties:**

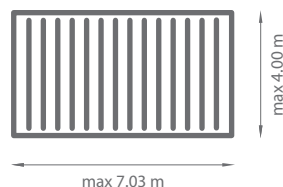
- *Extruded aluminium construction*
- *Construction painted in any RAL colour (optional)*
- *Trolley based sliding system*
- *System equipped with a 3-track guide rail*
- *Wind resistance class 6*
- *Fixed blade angle*
- *Mixed colours available (blades + frame)*
- *SLIDE system tested in IFT Rosenheim*
- *SLIDE system is dedicated to Pergola SB500 (maximum height of 2.8 m)*

# PERGOLA

# SUNBREAKER 400MD



|                       |               |
|-----------------------|---------------|
| Colour                | <b>RAL</b>    |
| Electric drive        | <b>yes</b>    |
| Maximum projection    | <b>7.03 m</b> |
| Maximum width         | <b>4.00 m</b> |
| Water drainage system | <b>yes</b>    |

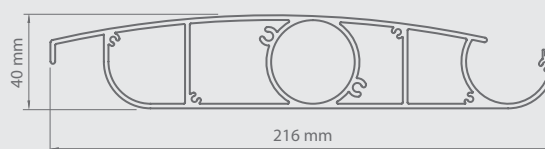


Standard construction colours:

- RAL 9016 mat     FSM 71319     RAL 7016 mat



*Blade cross-section*



*Guide rail cross-section*



**Properties:**

- *Extruded aluminium construction*
- *Construction and roofing painted in any RAL colour (optional)*
- *Supporting subconstruction required*
- *Maximum projection 7.03 m*
- *The highest wind resistance class according to EN 13659*
- *Motor must be mounted to the supporting structure (partially outside the product outline)*
- *Gutters and sealing blades - optional*
- *Rain water pipes not included*

# PERGOLA SOLID

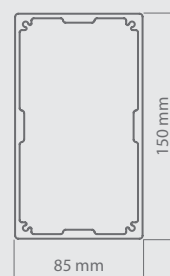
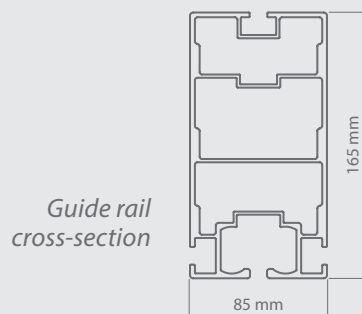
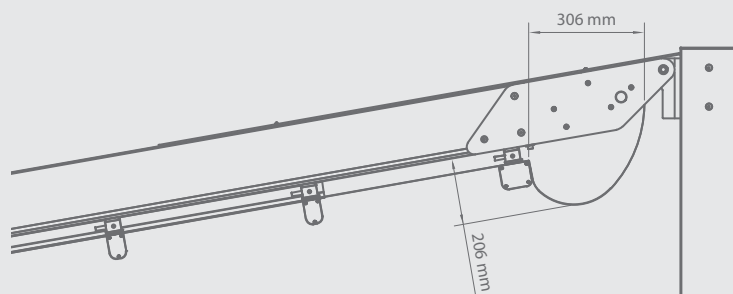
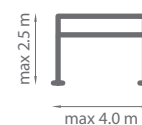
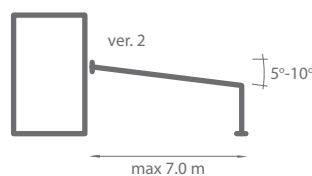
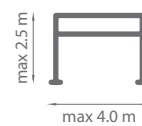
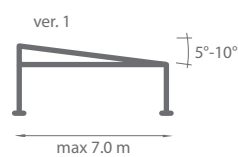


Group installation

|                    |  |
|--------------------|--|
| Colour             | <b>RAL</b>   |
| Electric drive     | <b>yes</b>   |
| Maximum projection | <b>7 m</b>   |
| Maximum width      | <b>4 m</b>   |
| Tilt angle         | <b>5°-10°</b>  |
| Cover              | <b>PVC fabric<br/>dedicated<br/>for Solid system</b> |

Standard construction colours:

- RAL 9016 mat
- FSM 71319
- RAL 7016 mat



Guide rail  
cross-section

Post  
cross-section



**Properties:**

- *Extruded aluminium construction with steel elements*
- *Water drainage system integrated with the construction*
- *Sun and waterproof system*
- *Movable roofing operated electrically*
- *Possibility of using weather automation*
- *Optional LED lighting application in the movable beams*
- *Free-standing and wall-mounted version*
- *Construction painted in any RAL colour (optional)*
- *Minimum size of one module: width 1.5 m, projection 2.0 m*
- *Maximum size of one module width 4.0 m, projection 7.0 m*
- *Possibility of modular connection*
- *Construction in accordance with EN 1090 and EN 13561*

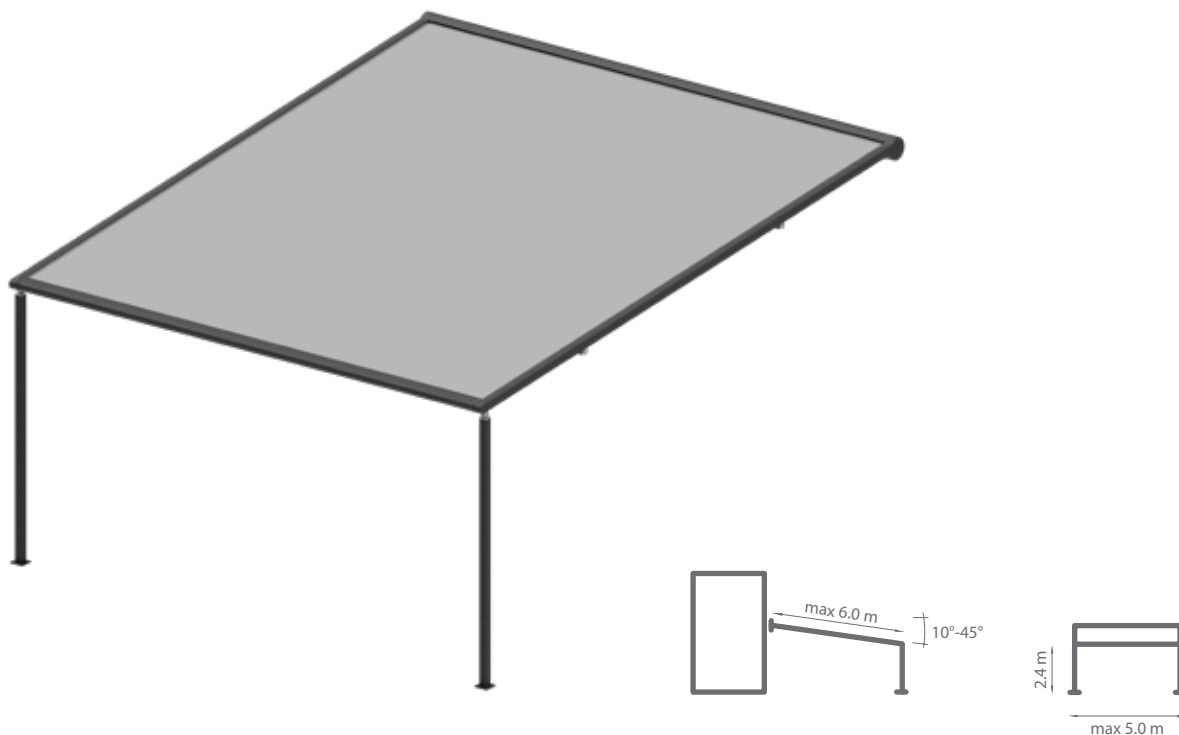






# PERGOLA **V**

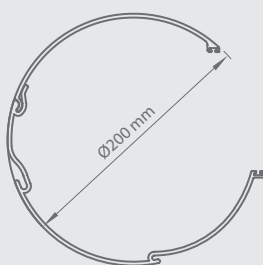

# SYSTEM PERGOLA V ZIPP



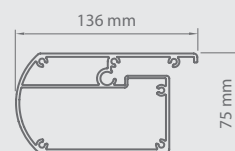
|                    |                              |
|--------------------|------------------------------|
| Colour             | <b>RAL</b>                   |
| Electric drive     | <b>tak</b>                   |
| Maximum width      | <b>5 m</b>                   |
| Maximum projection | <b>6 m</b>                   |
| Tilt angle         | <b>10° - 45°</b>             |
| Cover              | <b>Serge 100 / Serge 600</b> |

Standard construction colours:

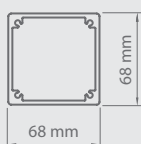
- RAL 9010 mat
- RAL 9006 mat
- RAL 9005 mat
- RAL 7016 mat
- FSM 71319



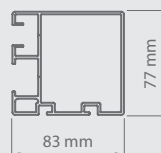
Cassette cross-section



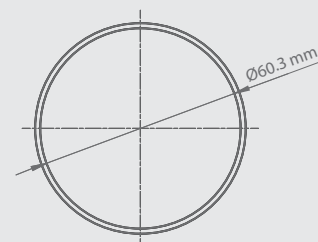
Front beam cross-section



Post cross-section



Guide rail cross-section



Beam stabilizing the construction



**Properties:**

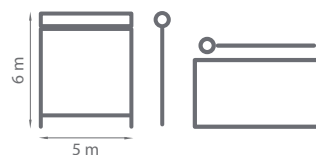
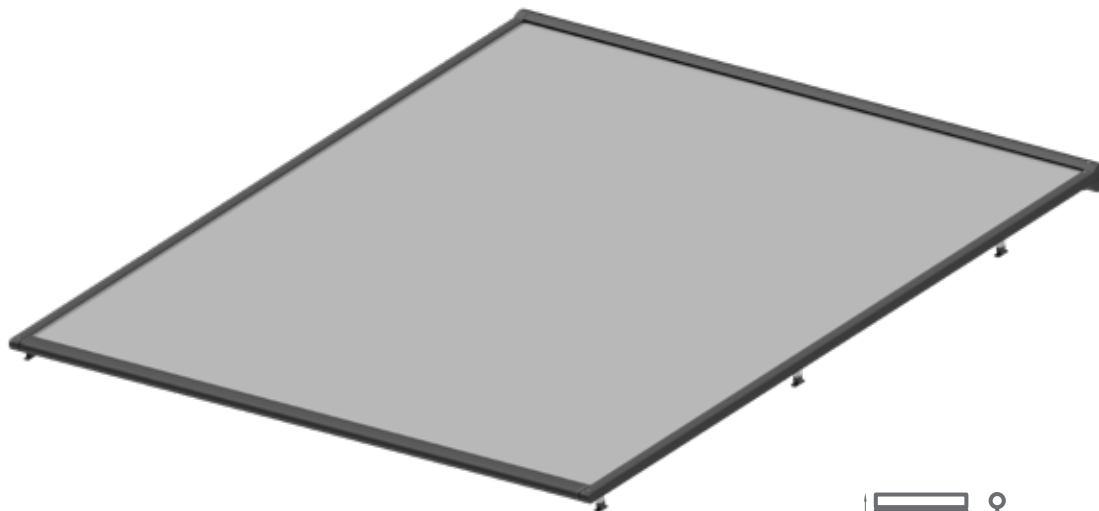
- *Extruded aluminium construction with stainless steel elements*
- *Maximum dimensions: width 5 m, projection 6 m*
- *Possibility to connect systems with the use of modular post*
- *Wall-mounted construction*
- *Construction in accordance with PN 13561*
- *Pneumatic fabric tensioning system*
- *Serge 100 and Serge 600 fabrics*
- *Beam stabilizing the construction*





**VERANDA V**

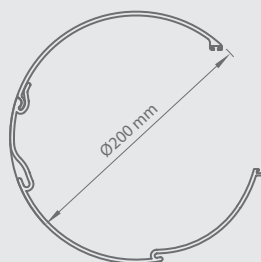
# SYSTEM VERANDA V ZIIP



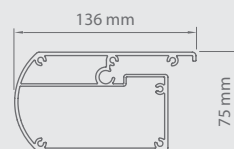
|                    |                              |
|--------------------|------------------------------|
| Colour             | <b>RAL</b>                   |
| Electric drive     | <b>tak</b>                   |
| Maximum width      | <b>5 m</b>                   |
| Maximum projection | <b>6 m</b>                   |
| Tilt angle         | <b>0° - 45°</b>              |
| Cover              | <b>Serge 100 / Serge 600</b> |

Standard construction colours:

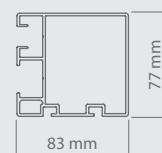
- RAL 9010 mat
- RAL 9006 mat
- RAL 9005 mat
- RAL 7016 mat
- FSM 71319



Cassette cross-section



Front beam cross-section



Guide rail cross-section




**Properties:**

- *Extruded aluminium construction with stainless steel elements*
- *Maximum dimensions: width 5 m, projection 6 m*
- *Possibility to connect systems with modular guide rail bracket*
- *Construction in accordance with PN-EN 13561*
- *Pneumatic fabric tensioning system*
- *Serge 100 and Serge 600 fabrics*



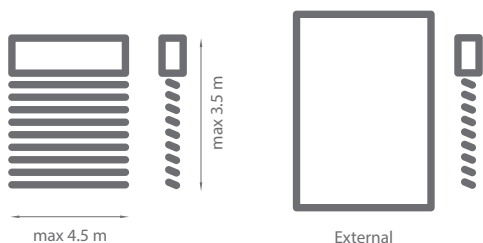




**VENETIAN  
BLINDS**

# VENETIAN BLIND Z90 BOX

|                |              |
|----------------|--------------|
| Shape of slats | <b>Z</b>     |
| Colour         | <b>RAL</b>   |
| Electric drive | <b>yes</b>   |
| Manual drive   | <b>no</b>    |
| Maximum width  | <b>4.5 m</b> |
| Maximum height | <b>3.5 m</b> |
| External use   | <b>yes</b>   |
| Internal use   | <b>no</b>    |

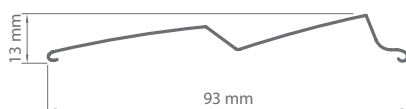


Standard construction colours:

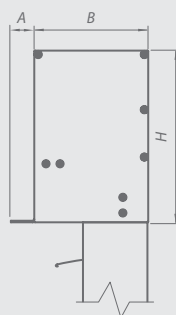


Colours from SELT palette  
**pages: 150-151**

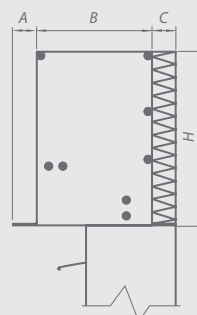
*Slat cross-section*



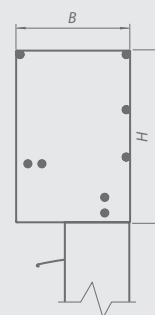
*BOX 1,3*



*BOX 2,4*



*BOX 5*



| BOX 1 [mm] |     |     |
|------------|-----|-----|
| A          | B   | H   |
| 15         | 146 | 220 |
| 15         | 146 | 270 |
| 15         | 146 | 310 |
| 15         | 146 | 350 |

| BOX 2 [mm] |     |    |     |
|------------|-----|----|-----|
| A          | B   | C  | H   |
| 15         | 146 | 30 | 220 |
| 15         | 146 | 30 | 270 |
| 15         | 146 | 30 | 310 |
| 15         | 146 | 30 | 350 |

| BOX 3 / 5 [mm] |     |     |
|----------------|-----|-----|
| A              | B   | H   |
| 15             | 150 | 223 |
| 15             | 150 | 273 |
| 15             | 150 | 313 |
| 15             | 150 | 353 |

| BOX 4 [mm] |     |    |     |
|------------|-----|----|-----|
| A          | B   | C  | H   |
| 15         | 150 | 30 | 223 |
| 15         | 150 | 30 | 273 |
| 15         | 150 | 30 | 313 |
| 15         | 150 | 30 | 353 |



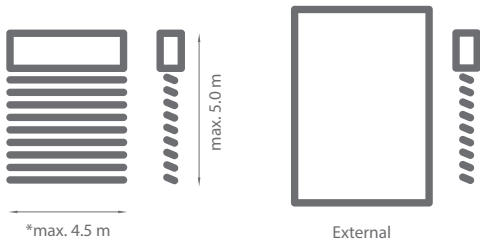
#### **Properties:**

- *BOX 1 and BOX 2 cassette for under plaster installation made from extruded aluminium, equipped with an extension made of aluminium sheet enabling external plaster application*
- *Revision lid enabling easy access and installation for BOX 1 and BOX 2 cassettes*
- *BOX 2 and BOX 4 with windowhead insulation*
- *BOX 3 and BOX 4 cassette is characterized by easy installation and increased rigidity (whole cassette made of extruded aluminium)*
- *The BOX 5 cassette is completely powder coated, it does not have a plaster carrier on the front of the cassette*
- *Z-shaped slats provide enhanced shading*
- *Textile elements made of polyester are thermally preserved and are resistant to stretching, abrasion and UV radiation, Kevlar® reinforced ladder*
- *Self-supporting system where the cassette rests on guide rails*
- *Electric drive*
- *Construction painted in any RAL colour (optional)*

# VENETIAN BLIND

## Z90 BOX 1 NEW

|                |               |
|----------------|---------------|
| Shape of slats | <b>Z</b>      |
| Colour         | <b>RAL</b>    |
| Electric drive | <b>yes</b>    |
| Manual drive   | <b>no</b>     |
| Maximum width  | <b>*4.5 m</b> |
| Maximum height | <b>5.0 m</b>  |
| External use   | <b>yes</b>    |
| Internal use   | <b>no</b>     |




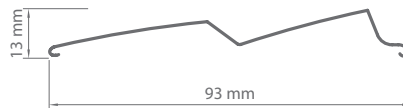
\* Does not apply to Box cassettes with height of 400, 460 (maximum width 3.4 m)

Standard construction colours:



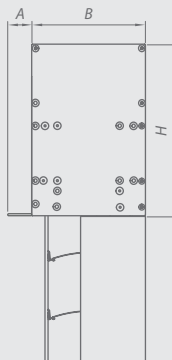
Colours from SELT palette  
pages: 150-151

Slat cross-section



### Properties:

- Available in 5 Box heights: 220 mm, 280 mm, 350 mm, \*400 mm, \*460 mm (\*Width max 3.4 m)
- Revision cover enables easy installation
- Cassette made entirely of extruded aluminium with wall thickness of 2.2 mm

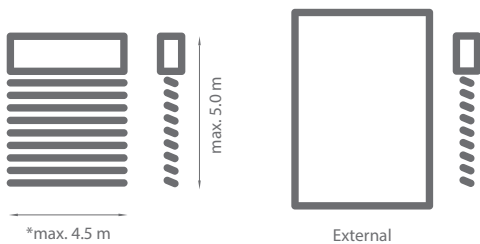


| BOX 1 NEW [mm] |     |     |
|----------------|-----|-----|
| A              | B   | H   |
| 15             | 146 | 220 |
| 15             | 146 | 280 |
| 15             | 146 | 350 |
| 15             | 146 | 400 |
| 15             | 146 | 460 |

# VENETIAN BLIND

## Z90 BOX 2 NEW

|                |               |
|----------------|---------------|
| Shape of slats | <b>Z</b>      |
| Colour         | <b>RAL</b>    |
| Electric drive | <b>yes</b>    |
| Manual drive   | <b>no</b>     |
| Maximum width  | <b>*4.5 m</b> |
| Maximum height | <b>5.0 m</b>  |
| External use   | <b>yes</b>    |
| Internal use   | <b>no</b>     |


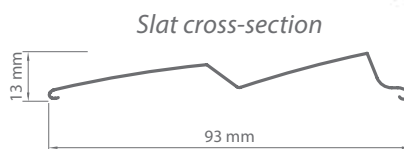


\* Does not apply to Box cassettes with height of 400, 460 (maximum width 3.4 m)

Standard construction colours:

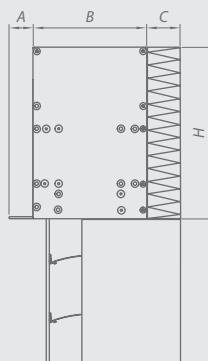


Colours from SELT palette  
pages: 150-151



### Properties:

- Available in 5 Box heights: 220 mm, 280 mm, 350 mm, \*400 mm, \*460 mm (\*Width max 3.4 m)
- Revision cover enables easy installation
- Cassette made entirely of extruded aluminium with wall thickness of 2.2 mm
- Variant with windowhead insulation




| BOX 2 NEW [mm] |     |    |     |
|----------------|-----|----|-----|
| A              | B   | C  | H   |
| 15             | 146 | 30 | 220 |
| 15             | 146 | 30 | 280 |
| 15             | 146 | 30 | 350 |
| 15             | 146 | 30 | 400 |
| 15             | 146 | 30 | 460 |

# VENETIAN BLIND

## Z90, Z90 HF

|                |              |
|----------------|--------------|
| Shape of slats | <b>Z</b>     |
| Colour         | <b>RAL</b>   |
| Electric drive | <b>yes</b>   |
| Manual drive   | <b>yes</b>   |
| Maximum width  | <b>4.5 m</b> |
| Maximum height | <b>5.0 m</b> |
| External use   | <b>yes</b>   |
| Internal use   | <b>no</b>    |



Standard construction colours:



Colours from SELT palette  
*pages: 150-151*



System Z90 Hagofix®



System Z90

Slat cross-section





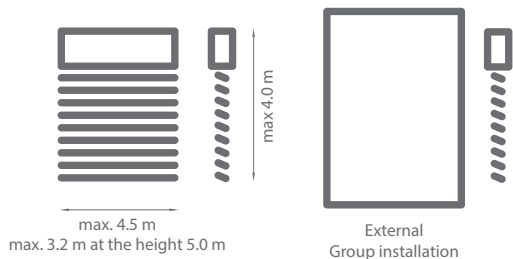
### **Properties:**

- Aluminium cover panel 1.2 mm, 1.5mm or 2.0 mm thick in 4 types
- Extruded aluminium guide rails
- Z-shaped slats provide better shading
- Smooth control of the tilt angle of slats that makes it easy to adjust the light intensity
- The slats are equipped with silencing gasket, which helps reduce noise when completely closed
- Pins from zinc and aluminium alloy
- HAGOFIX ladder system is formed by inserting a special clip into the slat profile
- Textile elements made of polyester are thermally preserved and are resistant to stretching, abrasion and UV radiation, Kevlar® reinforced ladder
- Option to connect any number of modules
- Construction can be painted in any colour from RAL palette (optional)
- Manual or electric drive
- Self-supported version available for systems with motor and single side guides (max 2500 mm width and max 3000 mm height)

# VENETIAN BLIND

## Z90 CUBE, OVAL


|                |              |
|----------------|--------------|
| shape of slats | <b>Z</b>     |
| colour         | <b>RAL</b>   |
| electric drive | <b>yes</b>   |
| manual drive   | <b>no</b>    |
| maximum width  | <b>4.5 m</b> |
| maximum height | <b>4.0 m</b> |
| external use   | <b>yes</b>   |
| internal use   | <b>no</b>    |



Standard construction colours:



Colours from SELT palette  
*pages: 150-151*








**Properties:**

- *Cassette and guide rails are made of extruded aluminium*
- *Z-shaped slats providing enhanced shading*
- *Smooth operation of slats tilt angle enabling easy regulation of light intensity*
- *Gasket silencing the system operation when closing*
- *Pins from zinc and aluminium alloy*
- *Polyester textile components are thermally preserved, resistant to stretching, wearing and UV radiation, ladder strengthened with Kevlar®*
- *Option to connect any number of modules*
- *Construction can be painted in any RAL colour (optional)*
- *Electric drive*
- *Self-supporting system up to 3 m wide*

# VENETIAN BLIND

## Z90 L

|                |       |
|----------------|-------|
| shape of slats | Z     |
| colour         | RAL   |
| electric drive | yes   |
| manual drive   | yes   |
| maximum width  | 3.5 m |
| maximum height | 4.0 m |
| external use   | yes   |
| internal use   | no    |



External  
Group installation



Standard construction colours:



Colours from SELT palette  
**pages: 152-153**



*Slat cross-section*



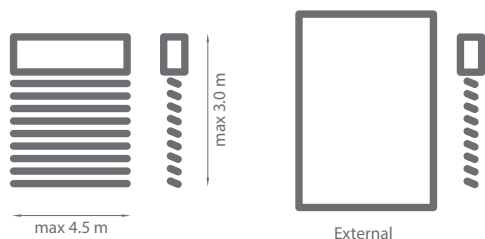


**Properties:**

- Aluminium cover panel 1.2 mm, 1.5 mm or 2.0 mm thick in 4 types
- Galvanized steel cable guides braided polyamide with a diameter of 3 mm
- Z-shaped slats providing enhanced shading
- Smooth operation of slats tilt angle enabling easy regulation of light intensity
- Gasket silencing the system operation when closing
- Polyester textile components are thermally preserved, resistant to stretching, wearing and UV radiation, ladder strengthened with Kevlar®
- Option to connect any number of modules
- Available modular brackets
- Construction can be painted in any RAL colour (optional)
- Manual or electric drive

# VENETIAN BLIND C80 BOX

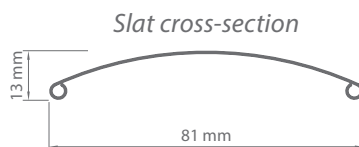
|                |              |
|----------------|--------------|
| Shape of slats | <b>C</b>     |
| Colour         | <b>RAL</b>   |
| Electric drive | <b>yes</b>   |
| Manual drive   | <b>no</b>    |
| Maximum width  | <b>4.5 m</b> |
| Maximum height | <b>3.0 m</b> |
| External use   | <b>yes</b>   |
| Internal use   | <b>no</b>    |



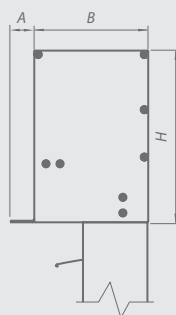
Standard construction colours:



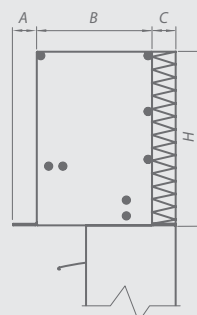
Colours from SELT palette  
**pages: 150-151**



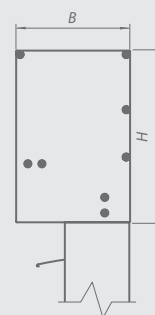
BOX 1,3



BOX 2,4



BOX 5



| BOX 1 [mm] |     |     |
|------------|-----|-----|
| A          | B   | H   |
| 15         | 146 | 220 |
| 15         | 146 | 270 |
| 15         | 146 | 310 |
| 15         | 146 | 350 |

| BOX 2 [mm] |     |    |     |
|------------|-----|----|-----|
| A          | B   | C  | H   |
| 15         | 146 | 30 | 220 |
| 15         | 146 | 30 | 270 |
| 15         | 146 | 30 | 310 |
| 15         | 146 | 30 | 350 |

| BOX 3/5 [mm] |     |     |
|--------------|-----|-----|
| A            | B   | H   |
| 15           | 150 | 223 |
| 15           | 150 | 273 |
| 15           | 150 | 313 |
| 15           | 150 | 353 |

| BOX 4 [mm] |     |    |     |
|------------|-----|----|-----|
| A          | B   | C  | H   |
| 15         | 150 | 30 | 223 |
| 15         | 150 | 30 | 273 |
| 15         | 150 | 30 | 313 |
| 15         | 150 | 30 | 353 |



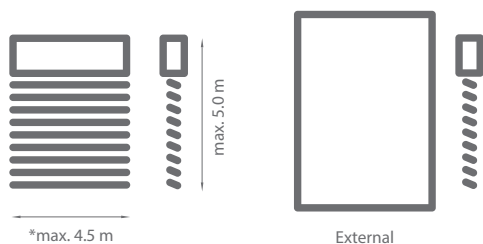
#### **Properties:**

- *BOX 1 and BOX 2 cassette for under plaster installation made from extruded aluminium, equipped with an extension made of aluminium sheet enabling external plaster application*
- *Revision lid enabling easy access and installation for BOX 1 and BOX 2 cassettes*
- *BOX 2 and BOX 4 with windowhead insulation*
- *BOX 3 and BOX 4 cassette is characterized by easy installation and increased rigidity (whole cassette made of extruded aluminium)*
- *The BOX 5 cassette is completely powder coated, it does not have a plaster carrier on the front of the cassette*
- *C-shaped slats with rolled edges providing additional strength*
- *Textile elements made of polyester are thermally preserved and are resistant to stretching, abrasion and UV radiation, Kevlar® reinforced ladder*
- *Self-supporting system where the cassette rests on guide rails*
- *Electric drive*
- *Construction can be painted in any RAL colour (optional)*

# VENETIAN BLIND

## C80 BOX 1 NEW

|                |               |
|----------------|---------------|
| Shape of slats | <b>C</b>      |
| Colour         | <b>RAL</b>    |
| Electric drive | <b>yes</b>    |
| Manual drive   | <b>no</b>     |
| Maximum width  | <b>*4.5 m</b> |
| Maximum height | <b>5.0 m</b>  |
| External use   | <b>yes</b>    |
| Internal use   | <b>no</b>     |


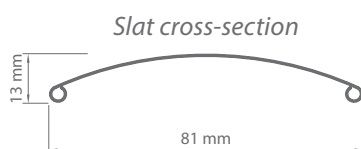


\* Does not apply to Box cassettes with height of 400, 460 (maximum width 3.4 m)

Standard construction colours:

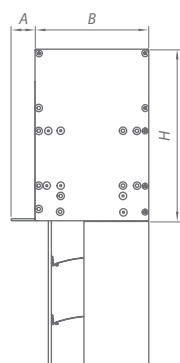


Colours from SELT palette  
pages: 150-151



### Properties:

- Available in 5 Box heights: 220 mm, 280 mm, 350 mm, \*400 mm, \*460mm (\*Width max 3.4 m)
- Revision cover enables easy installation
- Cassette made entirely of extruded aluminium with wall thickness of 2.2 mm

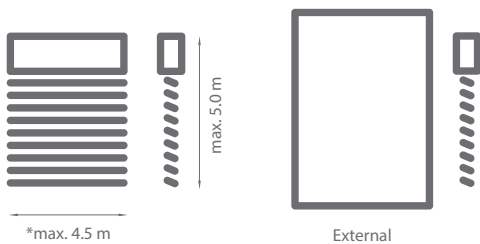


| BOX 1 NEW [mm] |     |     |
|----------------|-----|-----|
| A              | B   | H   |
| 15             | 146 | 220 |
| 15             | 146 | 280 |
| 15             | 146 | 350 |
| 15             | 146 | 400 |
| 15             | 146 | 460 |

# VENETIAN BLIND

## C80 BOX 2 NEW

|                |               |
|----------------|---------------|
| Shape of slats | <b>C</b>      |
| Colour         | <b>RAL</b>    |
| Electric drive | <b>yes</b>    |
| Manual drive   | <b>no</b>     |
| Maximum width  | <b>*4.5 m</b> |
| Maximum height | <b>5.0 m</b>  |
| External use   | <b>yes</b>    |
| Internal use   | <b>no</b>     |


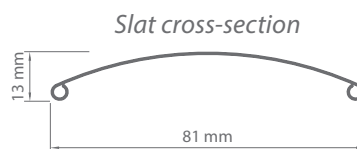


\* Does not apply to Box cassettes with height of 400, 460 (maximum width 3.4 m)

Standard construction colours:

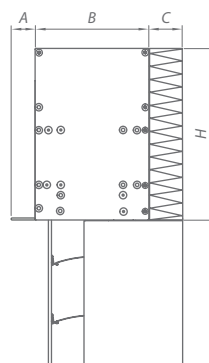


Colours from SELT palette  
**pages: 150-151**



### Properties:

- Available in 5 Box heights: 220 mm, 280 mm, 350 mm, \*400 mm, \*460 mm (\*Width max 3.4 m)
- Revision cover enables easy installation
- Cassette made entirely of extruded aluminium with wall thickness of 2.2 mm
- Variant with windowhead insulation

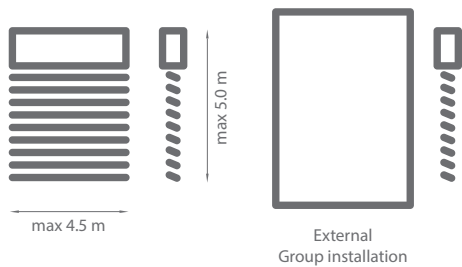


| BOX 2 NEW [mm] |     |    |     |
|----------------|-----|----|-----|
| A              | B   | C  | H   |
| 15             | 146 | 30 | 220 |
| 15             | 146 | 30 | 280 |
| 15             | 146 | 30 | 350 |
| 15             | 146 | 30 | 400 |
| 15             | 146 | 30 | 460 |

# VENETIAN BLIND

## C80

|                |              |
|----------------|--------------|
| Shape of slats | <b>C</b>     |
| Colour         | <b>RAL</b>   |
| Electric drive | <b>yes</b>   |
| Manual drive   | <b>yes</b>   |
| Maximum width  | <b>4.5 m</b> |
| Maximum height | <b>5.0 m</b> |
| External use   | <b>yes</b>   |
| Internal use   | <b>no</b>    |



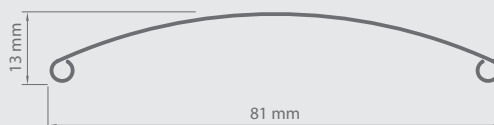
Standard construction colours:



Colours from SELT palette  
*pages: 150-151*



*Slat cross-section*







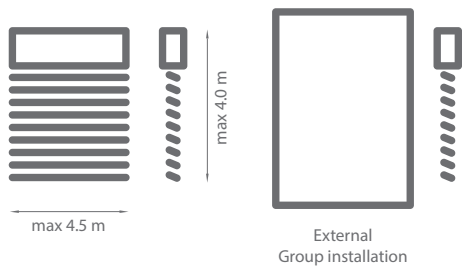
**Properties:**

- Aluminium cover panel 1.2 mm, 1.5 mm or 2.0 mm thick in 4 types
- C-shaped slats with rolled edges providing additional strength
- Smooth control of the tilt angle of slats that makes it easy to adjust the light intensity
- Extruded aluminium guide rails
- Self-supporting version available for Cube or Oval systems
- Wrapped openings for tapes to protect from abrasion
- Textile elements made of polyester are thermally preserved and are resistant to stretching, abrasion and UV radiation, Kevlar® reinforced ladder
- Option to connect any number of modules
- Manual or electric drive
- Construction can be painted in any RAL colour (optional)
- Self-supported version available for systems with motor and single side guides (max 2500 mm width and max 3000 mm height)

# VENETIAN BLIND

## C80 CUBE, OVAL

|                |              |
|----------------|--------------|
| Shape of slats | <b>C</b>     |
| Colour         | <b>RAL</b>   |
| Electric drive | <b>yes</b>   |
| Manual drive   | <b>no</b>    |
| Maximum width  | <b>4.5 m</b> |
| Maximum height | <b>4.0 m</b> |
| External use   | <b>yes</b>   |
| Internal use   | <b>no</b>    |



Standard construction colours:



Colours from SELT palette  
**pages: 150-151**



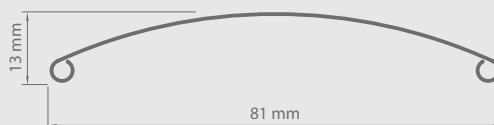
C80 OVAL



C80 CUBE



*Slat cross-section*





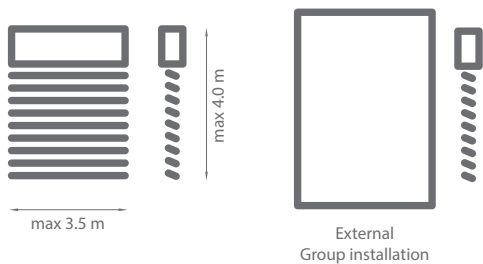
**Properties:**

- *Cassette and guide rails are made of extruded aluminium*
- *C-shaped slats with rolled edges providing additional strength*
- *Smooth control of the tilt angle of slats that makes it easy to adjust the light intensity*
- *Wrapped openings for tapes to protect from abrasion*
- *Pins from zinc and aluminium alloy*
- *Self-supporting version available for Cube or Oval systems*
- *Textile elements made of polyester are thermally preserved and are resistant to stretching, abrasion and UV radiation, Kevlar® reinforced ladder*
- *Construction can be painted in any RAL colour (optional)*
- *Option to connect any number of modules*
- *Electric drive*
- *Self-supporting system up to 3 m wide*

# VENETIAN BLIND

## C80 L

|                |       |
|----------------|-------|
| Shape of slats | C     |
| Colour         | RAL   |
| Electric drive | yes   |
| Manual drive   | yes   |
| Maximum width  | 3.5 m |
| Maximum height | 4.0 m |
| External use   | yes   |
| Internal use   | no    |




Standard construction colours:



Colours from SELT palette  
pages: 150-151



Slat cross-section






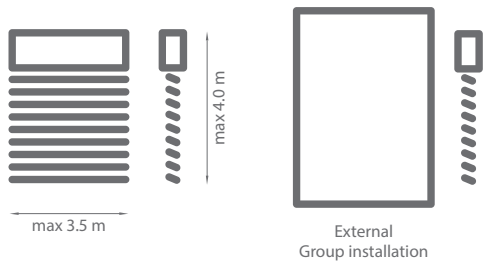
**Properties:**

- Aluminium cover panel 1.2 mm, 1.5 mm or 2.0 mm thick in 4 types
- Galvanized steel cable guides braided polyamide with a diameter of 3 mm
- C-shaped slats with rolled edges providing additional strength
- Smooth control of the tilt angle of slats that makes it easy to adjust the light intensity
- Wrapped openings for tapes to protect from abrasion
- Textile elements made of polyester are thermally preserved and are resistant to stretching, abrasion and UV radiation, Kevlar® reinforced ladder
- Construction can be painted in any RAL colour (optional)
- Option to connect any number of modules
- Available modular brackets
- Manual or electric drive

# VENETIAN BLIND

## C80 FLAT

|                |              |
|----------------|--------------|
| Shape of slats | <b>C</b>     |
| Colour         | <b>RAL</b>   |
| Electric drive | <b>yes</b>   |
| Manual drive   | <b>yes</b>   |
| Maximum width  | <b>3.5 m</b> |
| Maximum height | <b>4.0 m</b> |
| External use   | <b>yes</b>   |
| Internal use   | <b>no</b>    |




Standard construction colours:



Colours from SELT palette  
*pages: 150-151*



*Slat cross-section*






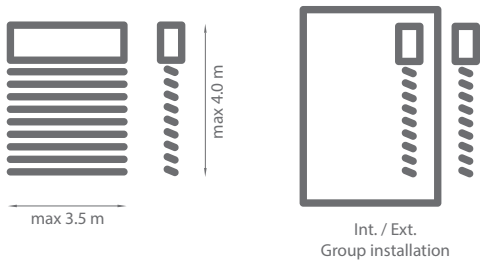
**Properties:**

- Aluminium cover panel 1.2 mm, 1.5 mm or 2.0 mm thick in 4 types
- Flat C-shaped slats of 0.4 mm thickness made from aluminium sheet
- The minimum height of the bundle
- Slats fitted with plastic parts
- Smooth control of the tilt angle of slats that makes it easy to adjust the light intensity
- Extruded aluminium guide rails
- Polyester textile components are thermally preserved, resistant to stretching, wearing and UV radiation, ladder strengthened with Kevlar®
- Option to connect any number of modules
- Manual or electric drive
- Construction can be painted in any RAL colour (optional)

# VENETIAN BLIND

## C80 L FLAT


|                |              |
|----------------|--------------|
| Shape of slats | <b>C</b>     |
| Colour         | <b>RAL</b>   |
| Electric drive | <b>yes</b>   |
| Manual drive   | <b>yes</b>   |
| Maximum width  | <b>3.5 m</b> |
| Maximum height | <b>4.0 m</b> |
| External use   | <b>yes</b>   |
| Internal use   | <b>yes</b>   |




Standard construction colours:



Colours from SELT palette  
**pages: 150-151**



*Slat cross-section*








**Properties:**

- Aluminium cover panel 1.2 mm, 1.5 mm or 2.0 mm thick in 4 types
- Flat C-shaped slats of 0.4 mm thickness made from aluminium sheet
- The minimum height of the bundle
- Slats fitted with plastic parts
- Smooth control of the tilt angle of slats that makes it easy to adjust the light intensity
- Galvanized steel cable guides braided polyamide
- Textile elements made of polyester are thermally preserved and are resistant to stretching, abrasion and UV radiation, Kevlar® reinforced ladder
- Option to connect any number of modules
- Manual or electric drive
- Construction can be painted in any RAL colour (optional)
- Available modular brackets

# VENETIAN BLIND

## C50 L

|                         |              |
|-------------------------|--------------|
| Shape of slats          | <b>C</b>     |
| Colour                  | <b>RAL</b>   |
| Electric drive          | <b>yes</b>   |
| Manual drive            | <b>yes</b>   |
| Internal use            | <b>yes</b>   |
| • max. width and height | <b>3.0 m</b> |
| External use            | <b>yes</b>   |
| • max. width and height | <b>2.5 m</b> |



Int. / Ext.  
Group installation




Standard construction colours:



Colours from SELT palette  
**pages: 150-151**



*Slat cross-section*





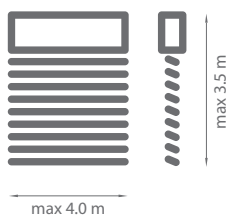


#### **Properties:**

- Aluminium cover panel 1.2 mm, 1.5 mm or 2.0 mm thick in 2 types
- C-shaped slats of 49 mm width
- Smooth control of the tilt angle of slats that makes it easy to adjust the light intensity
- Galvanized steel cable guides (2.5 mm) braided polyamide with a diameter of 3 mm
- Textile elements made of polyester are thermally preserved and are resistant to stretching, abrasion and UV radiation, Kevlar® reinforced ladder
- Option to connect any number of modules
- Construction can be painted in any RAL colour (optional)
- Manual or electric drive
- Modular brackets available

# VENETIAN BLIND INTERNAL C50 SLIM

|                |              |
|----------------|--------------|
| Shape of slats | <b>C</b>     |
| Colour         | *            |
| Electric drive | <b>yes</b>   |
| Manual drive   | <b>yes</b>   |
| Maximum width  | <b>4.0 m</b> |
| Maximum height | <b>3.5 m</b> |
| External use   | <b>nie</b>   |
| Internal use   | <b>yes</b>   |



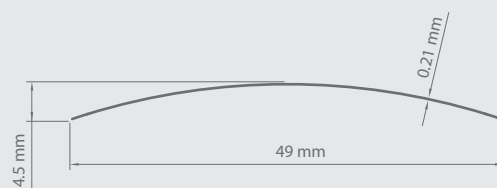
slats colours:



\* - slats colours according to manufacturer's palette



*Slat cross-section*





### **Properties:**

- *Reversed head rail from extruded aluminium*
- *The ability to hide the blind in the niche or suspended ceiling*
- *Flat C-shaped slats of 0.21 mm thickness*
- *Slats with the addition of magnesium for durability and flexibility*
- *Smooth control of the tilt angle of slats that makes it easy to adjust the light intensity*
- *Optional perforated slats*
- *Textile elements made of polyester are thermally preserved and are resistant to stretching, abrasion and UV radiation, Kevlar® reinforced ladder*
- *Galvanized steel cable guides 1.6 mm thick braided polyamide or free-hanging version*
- *Minimized bundle height*
- *Manual or electric drive*

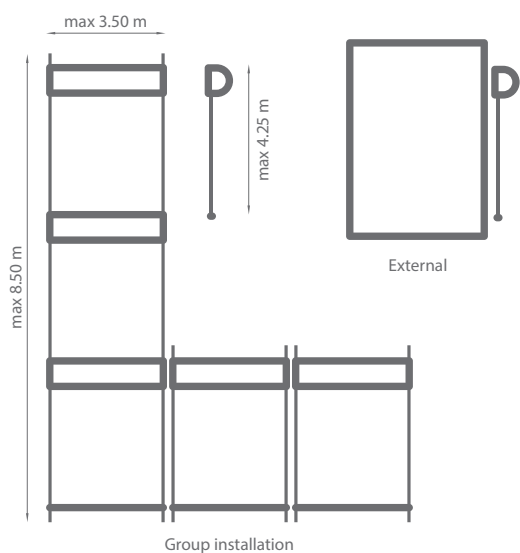


A modern office interior featuring a large glass-walled room. In the foreground, there are two bright yellow chairs with wooden legs. In the middle ground, a light-colored sofa is positioned. The background shows a glass-walled office space with wooden paneling and another sofa. The ceiling has recessed lighting and a large air conditioning unit. The overall atmosphere is bright and professional.

# SYSTEM REFLEKSOL

# REFLEKSOL 125

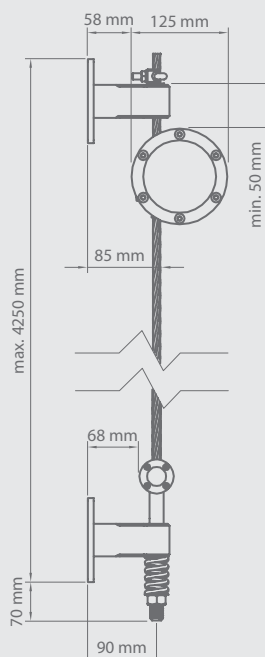
|                |               |
|----------------|---------------|
| Colour         | <b>RAL</b>    |
| Electric drive | <b>yes</b>    |
| Manual drive   | <b>no</b>     |
| Maximum width  | <b>3.50 m</b> |
| Maximum height | <b>4.25 m</b> |
| External use   | <b>yes</b>    |
| Internal use   | <b>no</b>     |



Standard construction colours:



Colours from SELT palette  
*pages: 150-151*







**Properties:**

- *Cassette made of round-shaped extruded aluminium*
- *Cable guides made of stainless steel 10 mm diameter*
- *Wide range of fabrics*
- *Access to revision from the front of the system*
- *Electric drive*
- *Dedicated for facade installation*
- *Option to create modules vertically (up to 8.5 m) and horizontally*
- *Construction available in any colour from RAL palette (optional)*

# REFLEKSOL 120 ZIIP



|                 |            |
|-----------------|------------|
| Colour          | <b>RAL</b> |
| Electric drive  | <b>yes</b> |
| Manual drive    | <b>no</b>  |
| Maximum width   | <b>5 m</b> |
| Maximum height* | <b>4 m</b> |
| External use    | <b>yes</b> |
| Internal use    | <b>no</b>  |

\* from 4001mm maximum height 3m

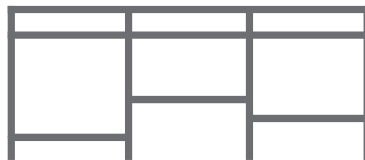
Standard construction colours:



Colours from SELT palette  
*pages: 150-151*



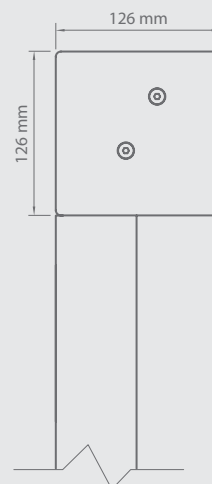
External



Group installation



*Cassette dimensions*





**Properties:**

- *Wind resistance class 6 (from 4001mm wide Class 4)*
- *Extruded aluminium cassette dedicated for niche and facade installation*
- *ZiiiP mechanism*
- *Two-piece guide rail with compensating gaskets*
- *Option to create modules using modular brackets*
- *Self-supporting system*
- *Electric drive*
- *Construction available in any colour from RAL palette (optional)*

# REFLEKSOL

# 120 ZIIP

FOR CONCEALED INSTALLATION



|                 |     |
|-----------------|-----|
| Colour          | RAL |
| Electric drive  | yes |
| Manual drive    | no  |
| Maximum width   | 5 m |
| Maximum height* | 4 m |
| External use    | yes |
| Internal use    | no  |

\* from 4001mm maximum height 3m

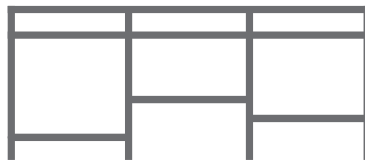
Standard construction colours:



Colours from SELT palette  
pages: 150-151



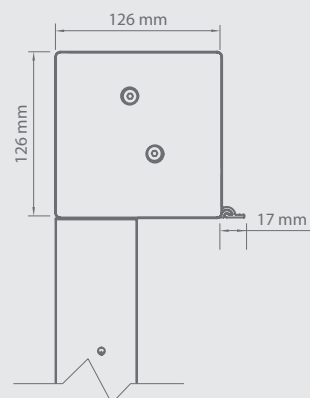
External



Group installation



Cassette dimensions



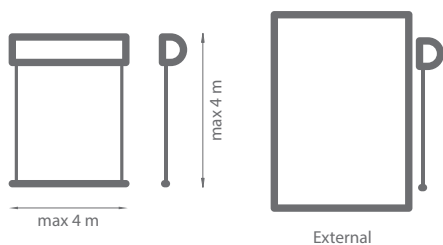


**Properties:**

- *Wind resistance class 6 (from 4001mm wide Class 4)*
- *Cassette for under plaster installation made from aluminium sheet, equipped with an extension enabling external plaster application*
- *ZiiiP mechanism*
- *Revision from the bottom of the cassette*
- *Option to create modules using modular brackets*
- *Two-piece guide rail with compensating gaskets*
- *Electric drive*
- *Self-supporting system*
- *Construction available in any colour from RAL palette (optional)*

# REFLEKSOL ZIMP BOX


|                |            |
|----------------|------------|
| Colour         | <b>RAL</b> |
| Electric drive | <b>yes</b> |
| Manual drive   | <b>no</b>  |
| Maximum width  | <b>4 m</b> |
| Maximum height | <b>4 m</b> |
| External use   | <b>yes</b> |
| Internal use   | <b>no</b>  |



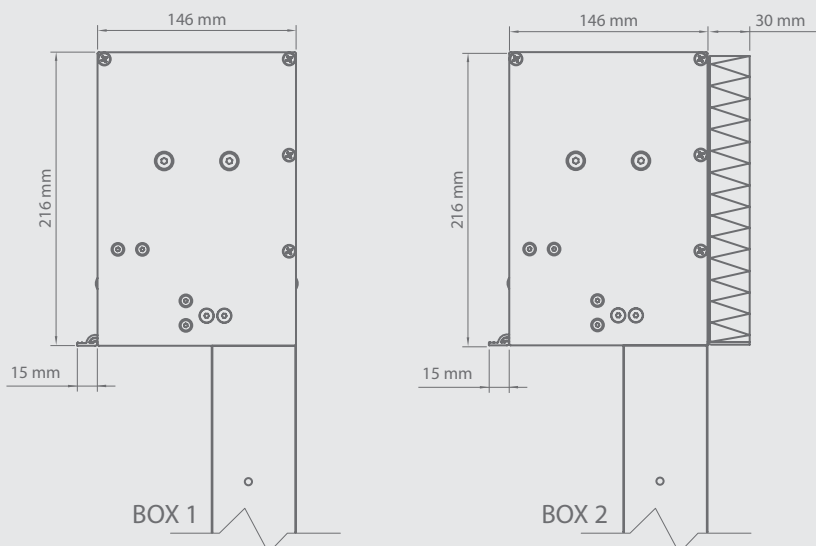
Standard construction colours:



Colours from SELT palette  
**pages: 150-151**



*Cassette dimensions*





**Properties:**

- *Wind resistance class 6*
- *Cassette for under plaster installation made from extruded aluminium, equipped with an extension enabling external plaster application*
- *ZiiiP mechanism*
- *Two revision lids enabling easy access and installation*
- *Two-piece guide rail with compensating gaskets system*
- *Bottom bar concealed in the cassette*
- *Box 2 with windowhead insulation*
- *Wide range of fabrics*
- *Electric drive*
- *Available self-supporting version where the cassette rests on guide rails*
- *Construction painted in any RAL colour (optional)*

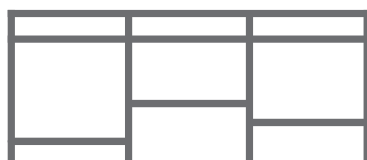
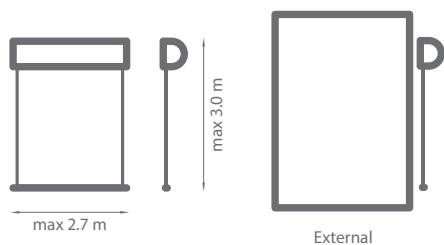
# REFLEKSOL 95 ZIIP

|                |       |
|----------------|-------|
| Colour         | RAL   |
| Electric drive | yes   |
| Manual drive   | no    |
| Maximum width  | 2.7 m |
| Maximum height | 3.0 m |
| External use   | yes   |
| Internal use   | no    |

Standard construction colours:



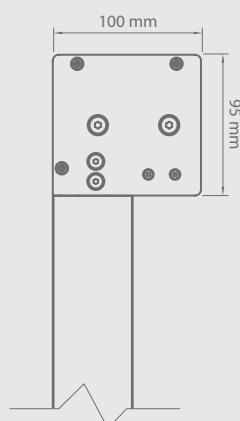
Colours from SELT palette  
*pages: 150-151*



Group installation



Cassette dimensions







**Properties:**

- *Wind resistance class 6*
- *Cassette for niche or wall installation made from extruded aluminium*
- *Ziip mechanism*
- *Revision from the front of the cassette*
- *Two-piece guide rail with compensating gaskets*
- *Electric drive*
- *Self-supporting system*
- *Construction available in any colour from RAL palette (optional)*
- *Option to create modules using modular brackets*



# REFLEKSOL 120

|                               |              |
|-------------------------------|--------------|
| Colour                        | <b>RAL</b>   |
| Electric drive                | <b>yes</b>   |
| Manual drive                  | <b>no</b>    |
| Extruded aluminium sideguides |              |
| • maximum width               | <b>4.0 m</b> |
| • maximum height              | <b>4.0 m</b> |
| Cable guide                   |              |
| • maximum width               | <b>3.5 m</b> |
| • maximum height              | <b>3.0 m</b> |

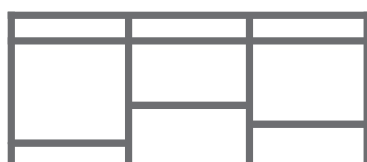
Standard construction colours:



Colours from SELT palette  
*pages: 150-151*



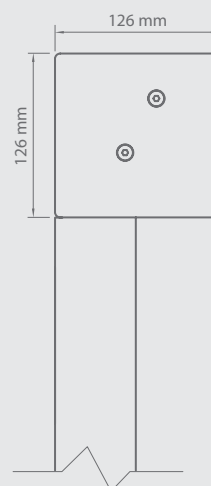
External



Group installation



*Cassette dimensions*





**Properties:**

- *Cassette for niche or facade installation made of extruded aluminum*
- *Rail guides made of extruded aluminum or cable guide made of stainless steel*
- *Revision from the front of the cassette*
- *Wide range of fabrics*
- *Electric drive*
- *Self-supporting option available*
- *Option to connect systems through common modular guide rail*
- *Construction available in any colour from RAL palette (optional)*
- *Anti-wind bars option available*

# REFLEKSOL

# 120



## FOR CONCEALED INSTALLATION

|                               |              |
|-------------------------------|--------------|
| Colour                        | <b>RAL</b>   |
| Electric drive                | <b>yes</b>   |
| Manual drive                  | <b>no</b>    |
| Extruded aluminium sideguides |              |
| • maximum width               | <b>4.0 m</b> |
| • maximum height              | <b>4.0 m</b> |
| Cable guide                   |              |
| • maximum width               | <b>3.5 m</b> |
| • maximum height              | <b>3.0 m</b> |

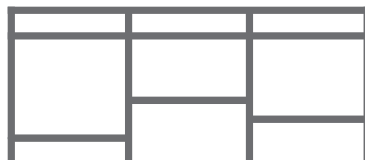
Standard construction colours:



Colours from SELT palette  
**pages: 150-151**



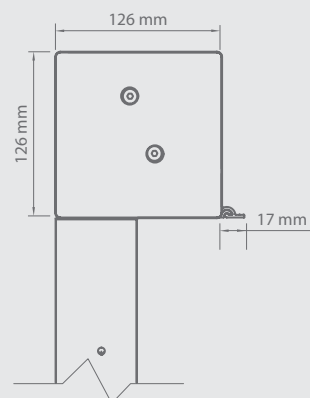
External



Group installation



*Cassette dimensions*





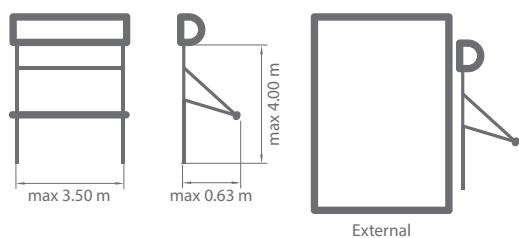
**Properties:**

- *Cassette dedicated for concealed installation made of aluminium sheet. The cassette has an extension that enables putting plaster on it*
- *Rail guides made of extruded aluminum or cable guide made of stainless steel*
- *Revision from the bottom of the cassette*
- *Electric drive*
- *Self-supporting option available*
- *Construction available in any colour from RAL palette (optional)*
- *Wide range of fabrics*
- *Option to connect systems through common modular guide rail*
- *Anti-wind bars option available*

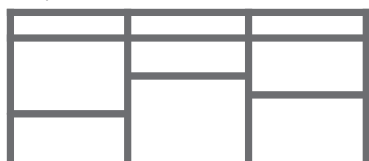
# MARKISOLETTE

## 120

|                |              |
|----------------|--------------|
| Colour         | <b>RAL</b>   |
| Electric drive | <b>yes</b>   |
| Manual drive   | <b>no</b>    |
| Maximum width  | <b>3.5 m</b> |
| Maximum height | <b>4.0 m</b> |
| External use   | <b>yes</b>   |
| Internal use   | <b>no</b>    |



Group installation



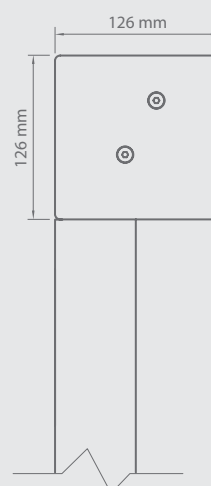
Standard construction colours:



Colours from SELT palette  
**pages: 150-151**



*Cassette dimensions*





**Properties:**

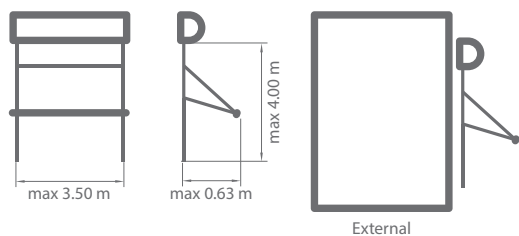
- *Cassette for niche, wall or facade installation made of extruded aluminium*
- *Extruded aluminium sideguides*
- *Special arm creating the maximum tilt angle of 135°*
- *Self-supporting option available*
- *Revision from the front of the cassette*
- *Wide range of fabrics*
- *Electric drive*
- *Construction available in any colour from RAL palette (optional)*
- *Option to connect systems through common modular guide rail*

# MARKISOLETTE

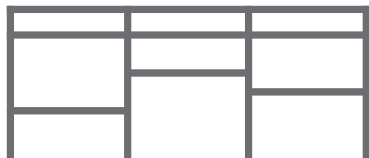
# 120

## FOR CONCEALED INSTALLATION

|                |       |
|----------------|-------|
| Colour         | RAL   |
| Electric drive | yes   |
| Manual drive   | no    |
| Maximum width  | 3.5 m |
| Maximum height | 4.0 m |
| External use   | yes   |
| Internal use   | no    |



Group installation



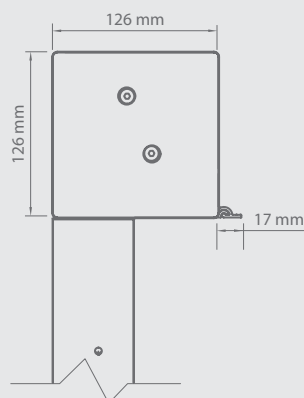
Standard construction colours:



Colours from SELT palette  
**pages: 150-151**



Cassette dimensions







**Properties:**

- *Cassette for concealed installation made of extruded aluminium is equipped with an extension enabling external plaster application*
- *Extruded aluminium sideguides*
- *Special arm creating the maximum tilt angle of 135°*
- *Self-supporting option available*
- *Revision from the front of the cassette*
- *Wide range of fabrics*
- *Electric drive*
- *Construction available in any colour from RAL palette (optional)*
- *Option to connect systems through common modular guide rail*

# REFLEKSOL 103

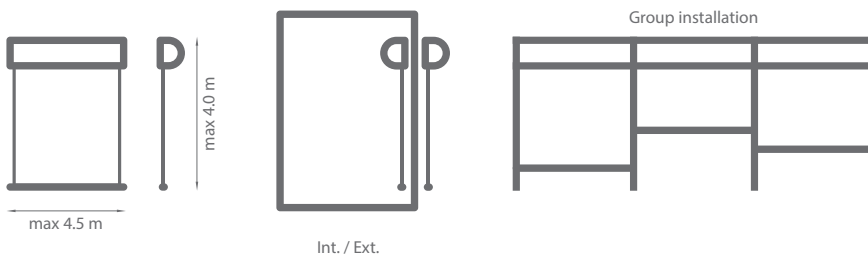
|                             |              |
|-----------------------------|--------------|
| Colour                      | <b>RAL</b>   |
| Electric drive              | <b>yes</b>   |
| Manual drive                | <b>yes</b>   |
| Extruded sideguides         |              |
| • maximum width             | <b>4.5 m</b> |
| • maximum height            | <b>4.0 m</b> |
| External use - cable guides |              |
| • maximum width             | <b>3.5 m</b> |
| • maximum height            | <b>3.0 m</b> |
| Internal use - cable guides |              |
| • maximum width             | <b>4.5 m</b> |
| • maximum height            | <b>4.0 m</b> |



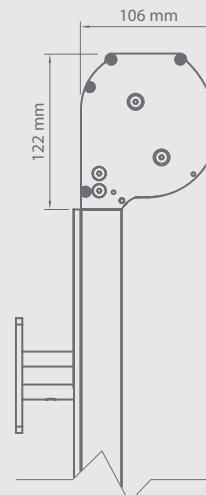
Standard construction colours:



Colours from SELT palette  
*pages: 150-151*



*Cassette dimensions*





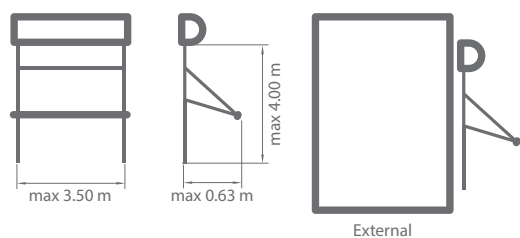
**Properties:**

- *Cassette made of extruded aluminium*
- *Revision from the front of the cassette*
- *Extruded aluminium sideguides or cable guides made of stainless steel*
- *Anti-wind bars option available*
- *Wide range of fabrics*
- *Manual or electric drive*
- *Dedicated for the wall, niche and facade installation*
- *Option to create modules using common guide rail and modular brackets*
- *Self-supporting option available*
- *Construction available in any colour from RAL palette (optional)*

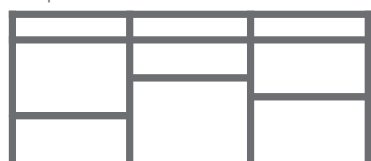
# MARKISOLETTE

## 103

|                |              |
|----------------|--------------|
| Colour         | <b>RAL</b>   |
| Electric drive | <b>yes</b>   |
| Manual drive   | <b>yes</b>   |
| Maximum width  | <b>3.5 m</b> |
| Maximum height | <b>4.0 m</b> |
| External use   | <b>yes</b>   |
| Internal use   | <b>no</b>    |



Group installation



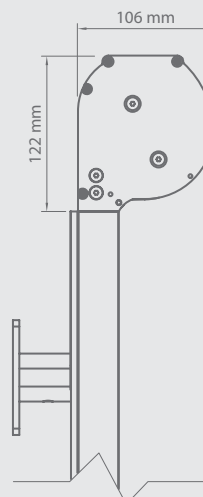
Standard construction colours:



Colours from SELT palette  
**pages: 150-151**



*Cassette dimensions*



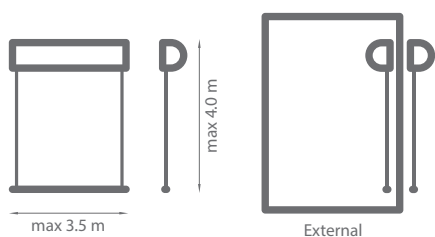


**Properties:**

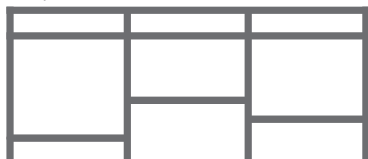
- *Cassette made of extruded aluminium*
- *Revision from the front of the cassette*
- *Extruded aluminium sideguides*
- *Special arm creating the maximum tilt angle of 135°*
- *Wide range of fabrics*
- *Manual or electric drive*
- *Self-supporting option available*
- *Construction available in any colour from RAL palette (optional)*
- *Wind class of the product increased to 2 for max. size: width 2.6 m and height 3.2 m*
- *Option to create modules using common guide rail and modular brackets*

# REFLEKSOL 95

|                |       |
|----------------|-------|
| Colour         | RAL   |
| Electric drive | yes   |
| Manual drive   | no    |
| Maximum width  | 3.5 m |
| Maximum height | 4.0 m |
| External use   | yes   |
| Internal use   | yes   |



Group installation



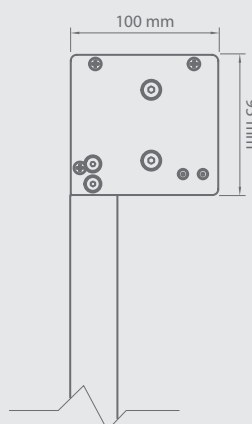
Standard construction colours:



Colours from SELT palette  
**pages: 150-151**



Cassette dimensions



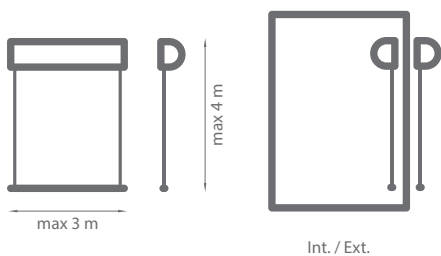


**Properties:**

- *Cassette for niche or wall installation made from extruded aluminium*
- *Extruded aluminium sideguides*
- *Revision from the front of the cassette*
- *Wide range of fabrics*
- *Electric drive*
- *Self-supporting system*
- *Option to connect systems through modular guide rail*
- *Construction available in any colour from RAL palette (optional)*

# REFLEKSOL 90

|                             |            |
|-----------------------------|------------|
| Colour                      | <b>RAL</b> |
| Electric drive              | <b>yes</b> |
| Manual drive                | <b>yes</b> |
| Use - extruded sideguides   |            |
| • maximum width             | <b>3 m</b> |
| • maximum height            | <b>4 m</b> |
| External use - cable guides |            |
| • max. width and height     | <b>3 m</b> |
| Internal use - cable guides |            |
| • maximum width             | <b>3 m</b> |
| • maximum height            | <b>4 m</b> |



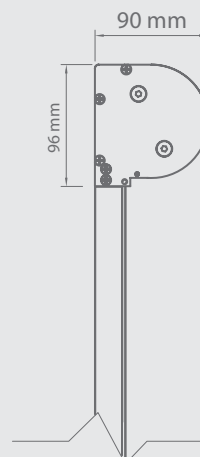
Standard construction colours:



Colours from SELT palette  
**pages: 150-151**



*Cassette dimensions*







**Properties:**

- *Cassette made of extruded aluminium*
- *Revision available from the front of the cassette*
- *Extruded aluminium sideguides or cable guides from stainless steel*
- *Anti-wind bars option available*
- *Wide range of fabrics*
- *Manual or electric drive*
- *Dedicated for the wall, niche and facade installation*
- *Self-supporting option available*
- *Construction available in any colour from RAL palette (optional)*
- *Self-supported system only with G31 and G80 guide rails*

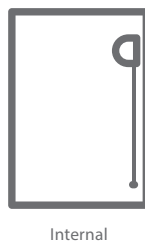
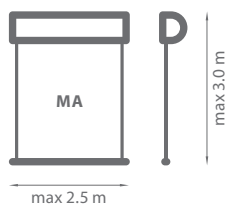
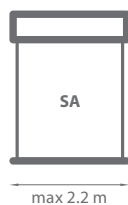
# REFLEKSOL 85 SA/MA

|                   |              |
|-------------------|--------------|
| Colour            | <b>RAL</b>   |
| Electric drive    | <b>no</b>    |
| Manual drive      | <b>yes</b>   |
| Maximum width SA  | <b>2.2 m</b> |
| Maximum width MA  | <b>2.5 m</b> |
| Maximum height SA | <b>2.5 m</b> |
| Maximum height MA | <b>3.0 m</b> |
| External use      | <b>no</b>    |
| Internal use      | <b>yes</b>   |

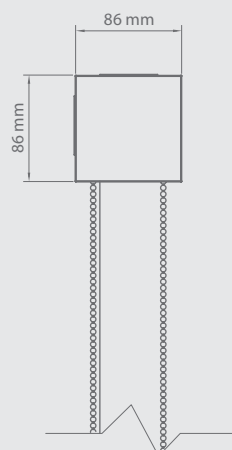
Standard construction colours:



Colours from SELT palette  
**pages: 150-151**



*Cassette dimensions*





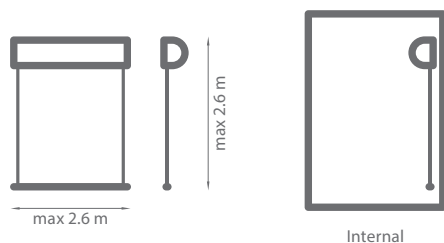
**Properties:**

- *Square-shaped cassette made of extruded aluminium*
- *Free-hanging system*
- *Internal installation*
- *Wide range of fabrics*
- *Plastic cassette end caps*
- *Operation by a chain R85 MA*
- *Operation by a chain or special bottom bar R85 SA*
- *Self-braking mechanism (only R85 SA)*
- *Construction available in any colour from RAL palette (optional)*
- *Chain protection elements included*

# REFLEKSOL

## 85 A

|                |       |
|----------------|-------|
| Colour         | RAL   |
| Electric drive | yes   |
| Manual drive   | no    |
| Maximum width  | 2.6 m |
| Maximum height | 2.6 m |
| External use   | no    |
| Internal use   | yes   |



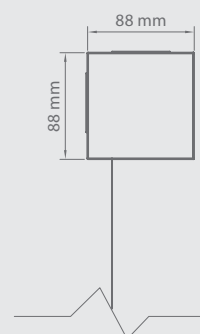
Standard construction colours:



Colours from SELT palette  
**pages: 150-151**



*Cassette dimensions*



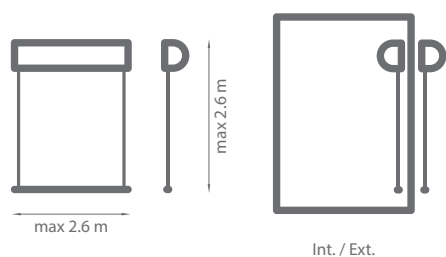


**Properties:**

- *Square-shaped cassette made of extruded aluminium*
- *Aesthetic aluminium end caps in colour of the cassette*
- *Free-hanging system*
- *Internal installation*
- *Wide range of fabrics*
- *Electric operation*
- *Construction available in any colour from RAL palette (optional)*

# REFLEKSOL 76

|                |       |
|----------------|-------|
| Colour         | RAL   |
| Electric drive | yes   |
| Manual drive   | yes   |
| Maximum width  | 2.6 m |
| Maximum height | 2.6 m |
| External use   | yes   |
| Internal use   | yes   |

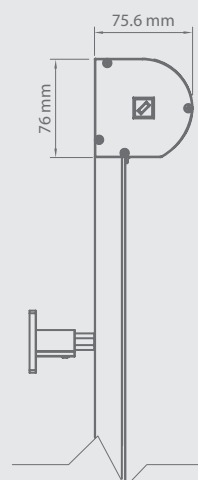


Standard construction colours:



Colours from SELT palette  
**pages: 150-151**

*Cassette dimensions*



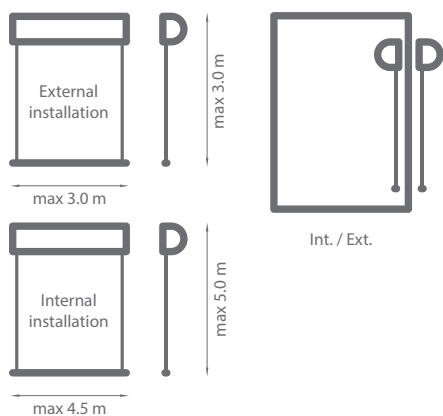


**Properties:**

- *Cassette made of extruded aluminium*
- *Plastic end caps*
- *Revision from the back of the cassette*
- *Extruded aluminium sideguides or cable guides from stainless steel*
- *Wide range of fabrics*
- *Manual or electric drive*
- *Dedicated to the wall, niche and facade installation*
- *Self-supporting option available*
- *Construction available in any colour from RAL palette (optional)*

# REFLEKSOL XXL

|                         |       |
|-------------------------|-------|
| Colour                  | RAL   |
| Electric drive          | yes   |
| Manual drive            | yes   |
| External use            | yes   |
| • max. width and height | 3.0 m |
| Internal use            | yes   |
| • maximum width         | 4.5 m |
| • maximum height        | 5.0 m |



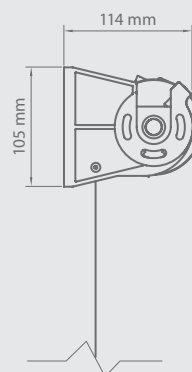
Standard construction colours:



Colours from SELT palette  
**pages: 150-151**



Wall/ceiling bracket dimensions





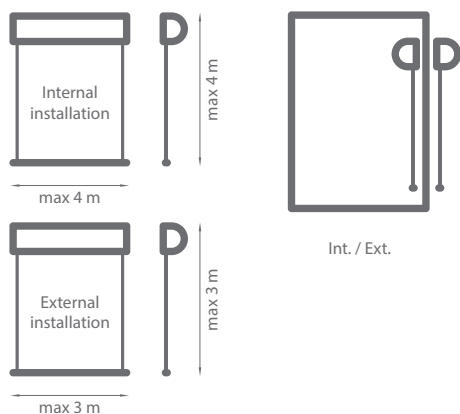


**Properties:**

- *System without cassette*
- *Cable guides made of stainless steel*
- *Free-hanging system available only in internal installation option*
- *Various bottom bars available*
- *Wide range of fabrics*
- *Manual or electric drive*
- *Wall or ceiling installation*
- *Construction available in any colour from RAL palette (optional)*

# REFLEKSOL XL

|                         |            |
|-------------------------|------------|
| Colour                  | <b>RAL</b> |
| Electric drive          | <b>yes</b> |
| Manual drive            | <b>yes</b> |
| Internal use            | <b>yes</b> |
| • max. width and height | <b>4 m</b> |
| External use            | <b>yes</b> |
| • max. width and height | <b>3 m</b> |



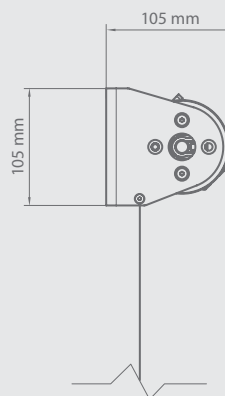
Standard construction colours:



Colours from SELT palette  
**pages: 150-151**



Wall/ceiling bracket dimensions



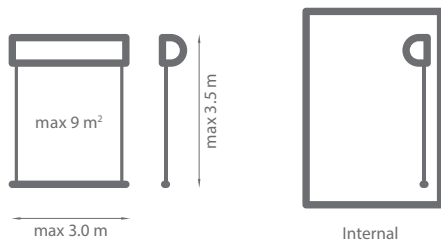


**Properties:**

- *System without cassette*
- *Aluminium brackets*
- *Cable guides made of stainless steel*
- *Free-hanging system available only in internal installation option*
- *Various bottom bars available*
- *Wide range of fabrics*
- *Manual or electric drive*
- *Wall or ceiling installation*
- *Construction available in any colour from RAL palette (optional)*

# REFLEKSOL XL MA

|                |              |
|----------------|--------------|
| Colour         | <b>RAL</b>   |
| Electric drive | <b>no</b>    |
| Manual drive   | <b>yes</b>   |
| Maximum width  | <b>3.0 m</b> |
| Maximum height | <b>3.5 m</b> |
| External use   | <b>no</b>    |
| Internal use   | <b>yes</b>   |



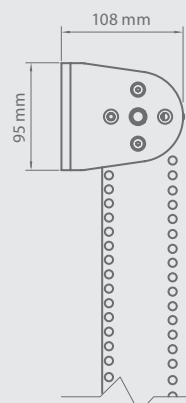
Standard construction colours:



Colours from SELT palette  
**pages: 150-151**



Wall/ceiling bracket dimensions



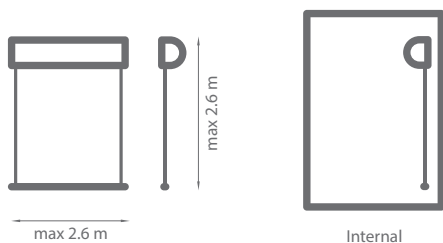


**Properties:**

- *System without cassette*
- *Aluminium brackets*
- *Cable guides made of stainless steel or free-hanging system*
- *Wide range of fabrics*
- *Manual drive operated by a metal ball chain*
- *Wall or ceiling installation*
- *System dedicated for internal installation*
- *Construction available in any colour from RAL palette (optional)*
- *Chain safety bracket included*

# REFLEKSOL XS

|                |       |
|----------------|-------|
| Colour         | RAL   |
| Electric drive | yes   |
| Manual drive   | yes   |
| Maximum width  | 2.6 m |
| Maximum height | 2.6 m |
| External use   | no    |
| Internal use   | yes   |



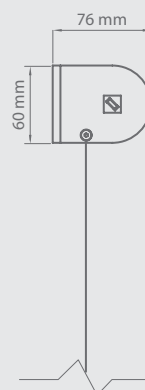
Standard construction colours:



Colours from SELT palette  
**pages: 150-151**



Wall/ceiling bracket dimensions





**Properties:**

- *System without cassette*
- *Small aluminium brackets*
- *Cable guides made of stainless steel or free-hanging system*
- *Various bottom bars available*
- *Wide range of fabrics*
- *Manual or electric drive*
- *Wall or ceiling installation*
- *System dedicated for internal installation only*
- *Construction available in any colour from RAL palette (optional)*





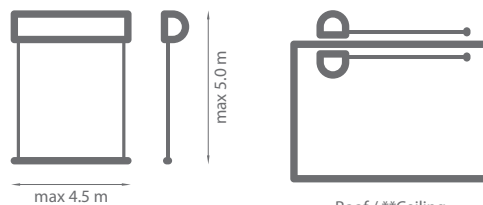


# SYSTEM VERANDA

# SYSTEM VERANDA

|                 |       |
|-----------------|-------|
| Colour          | RAL   |
| Electric drive  | yes   |
| Manual drive    | no    |
| Maximum width*  | 4.5 m |
| Maximum height* | 5.0 m |

\* Detailed information available in the price list

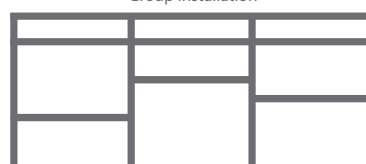


Standard construction colours:

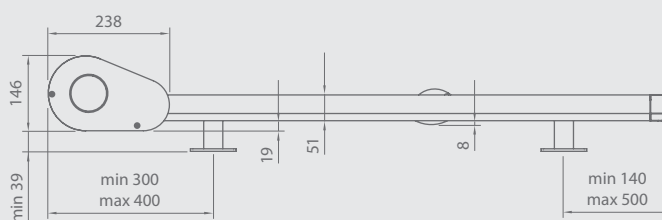


Colours from SELT palette  
**pages: 150-151**

Group installation



Basic dimensions (mm)





**Properties:**

- *Construction from extruded aluminium*
- *Fabric tensioning system is placed in the bottom bar*
- *Roof mounting and the possibility of mounting in a suspended version (ceiling) at the request of the customer*
- *Wide range of fabrics*
- *Electric drive*
- *Construction available in any colour from RAL palette (optional)*
- *Modular installation available*

# SYSTEM VERANDA FTS

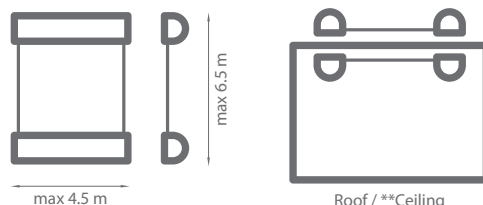
|                 |              |
|-----------------|--------------|
| Colour          | <b>RAL</b>   |
| Electric drive  | <b>yes</b>   |
| Manual drive    | <b>no</b>    |
| Maximum width*  | <b>4.5 m</b> |
| Maximum height* | <b>6.5 m</b> |

\* Detailed information available in the price list

Standard construction colours:



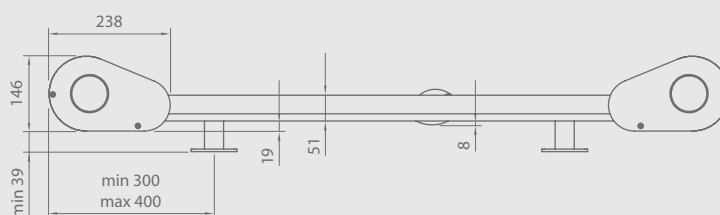
Colours from SELT palette  
**pages: 150-151**



Group installation



Basic dimensions (mm)





**Properties:**

- *Construction made of extruded aluminium*
- *Modular installation available*
- *Two motors with built-in load sensors*
- *Roof mounting and the possibility of mounting in a suspended version (ceiling) at the request of the customer*
- *The possibility of covering large areas without the need to divide the system*
- *Wide range of fabrics*
- *Electric drive*
- *Construction available in any colour from RAL palette (optional)*





# AWNINGS

# TERRACE AWNING DAKAR

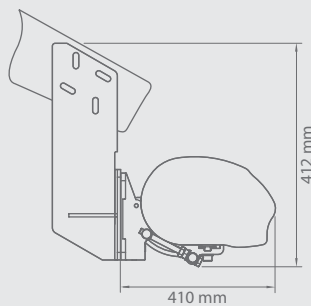
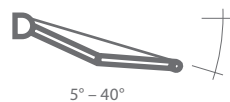
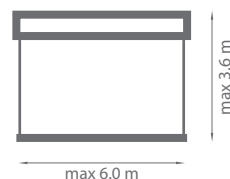


|                    |                     |
|--------------------|---------------------|
| Colour             | <b>RAL</b>          |
| Electric drive     | <b>yes</b>          |
| Manual drive       | <b>yes</b>          |
| Maximum width      | <b>6.0 m</b>        |
| Maximum projection | <b>3.6 m</b>        |
| Cassette           | <b>yes</b>          |
| Tilt angle         | <b>5°–40°</b>       |
| Fabric             | <b>150 patterns</b> |
| Valance            | <b>yes</b>          |

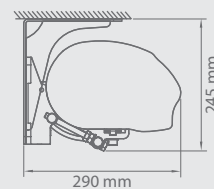
Standard construction colours:

- RAL 9010 mat    ● RAL 9006 mat
- RAL 1015 mat    ● RAL 8014 mat
- FSM 71319

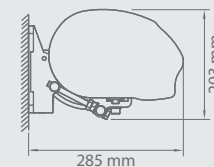
Cranks and gears are available in colours:  
RAL 9010, RAL 1013, RAL 8017, RAL 9006, RAL 7016.



*Roof rafter installation*



*Ceiling installation*



*Wall installation*





**Properties:**

- *Construction made from extruded aluminium*
- *Flyer's chains in the arms*
- *Roller tube support*
- *Cassette protects the fabric from weather conditions*
- *The use of gasket in the cassette additionally protects the fabric*
- *Possibility of using telescopic front bar support*
- *Simple handling using full weather automation*
- *Dedicated telescopic support - standard version*

# TERRACE AWNING CASABLANCA

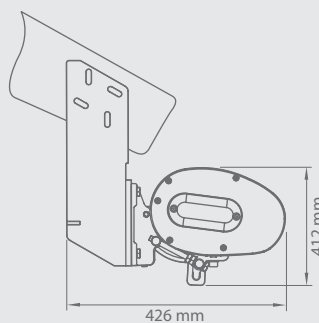
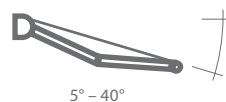
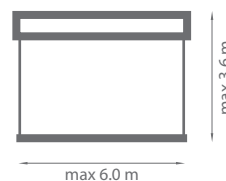


|                    |                     |
|--------------------|---------------------|
| Colour             | <b>RAL</b>          |
| Electric drive     | <b>yes</b>          |
| Manual drive       | <b>yes</b>          |
| Maximum width      | <b>6.0 m</b>        |
| Maximum projection | <b>3.6 m</b>        |
| Cassette           | <b>yes</b>          |
| Tilt angle         | <b>5°–40°</b>       |
| Fabric             | <b>150 patterns</b> |
| Valance            | <b>no</b>           |

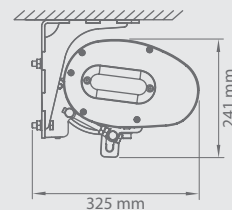
Standard construction colours:

- RAL 9010 mat    ● RAL 9006 mat
- RAL 1015 mat    ● RAL 8014 mat
- FSM 71319

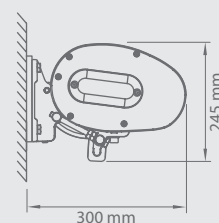
Cranks and gears are available in colours:  
RAL 9010, RAL 1013, RAL 8017, RAL 9006, RAL 7016.



Roof rafter installation



Ceiling installation



Wall installation



**Properties:**

- *Construction made from extruded aluminium*
- *Flyer's chains in the arms*
- *Roller tube support with big widths*
- *Cassette protecting the fabric from weather conditions*
- *The use of gasket in the cassette additionally protects the fabric*
- *Aluminium end caps*
- *Simple handling using full weather automation*

# TERRACE AWNING PALLADIO

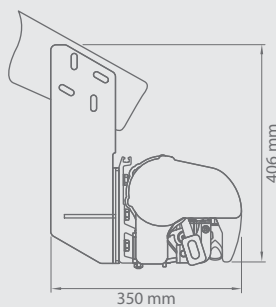
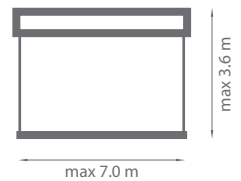


|                    |                     |
|--------------------|---------------------|
| Colour             | <b>RAL</b>          |
| Electric drive     | <b>yes</b>          |
| Manual drive       | <b>yes</b>          |
| Maximum width      | <b>7.0 m</b>        |
| Maximum projection | <b>3.6 m</b>        |
| Cassette           | <b>yes</b>          |
| Tilt angle         | <b>5°-50°</b>       |
| Fabric             | <b>150 patterns</b> |
| Valance            | <b>yes</b>          |

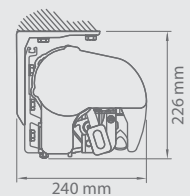
Standard construction colours:

- RAL 9010 mat
- RAL 9006 mat
- RAL 1015 mat
- RAL 8014 mat
- FSM 71319

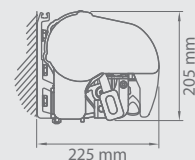
Cranks and gears are available in colours:  
RAL 9010, RAL 1013, RAL 8017, RAL 9006, RAL 7016.



*Roof rafter installation*



*Ceiling installation*



*Wall installation*



**Properties:**

- *Construction made from extruded aluminium*
- *Flyer's chains in the arms*
- *Square bar*
- *Additionally strengthened cassette*
- *Cassette protects the fabric from weather conditions*
- *Supporting square bar facilitates installation*
- *Simple handling using full weather automation*
- *Possibility of using telescopic front bar support*
- *Set of overlapping arms with maximum projection of 3.1 m*

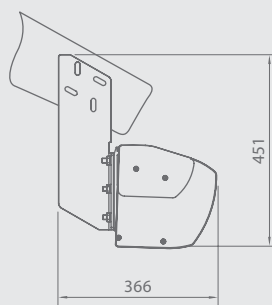
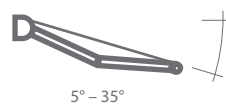
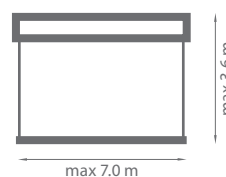
# TERRACE AWNING CORSIKA



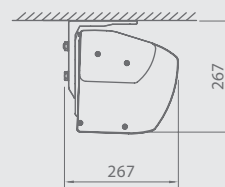
|                    |                     |
|--------------------|---------------------|
| Colour             | <b>RAL</b>          |
| Electric drive     | <b>yes</b>          |
| Manual drive       | <b>no</b>           |
| Maximum width      | <b>7.0 m</b>        |
| Maximum projection | <b>3.6 m</b>        |
| Cassette           | <b>yes</b>          |
| Tilt angle         | <b>5°-35°</b>       |
| Fabric             | <b>150 patterns</b> |
| Valance            | <b>no</b>           |

Standard construction colours:

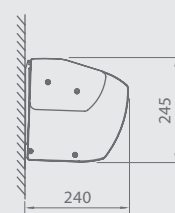
- RAL 9010 mat    ● RAL 9006 mat
- RAL 1015 mat    ● RAL 8014 mat
- FSM 71319



*Roof rafter installation*



*Ceiling installation*



*Wall installation*



**Properties:**

- *Construction made from extruded aluminium*
- *Flyer's chains in the arms*
- *Square supporting beam making the installation easier*
- *Cassette protecting the fabric from weather conditions*
- *Square bare facilitates the installation*
- *Simple handling using full weather automation*
- *Aluminium end caps*
- *LED lighting in lower profile*

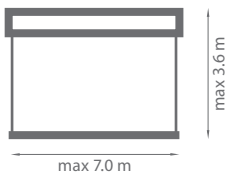
# TERRACE AWNING JAMAICA

Optional hood



\* Max. 5.9m width and 3.1m projection when with Volant

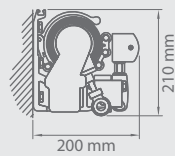
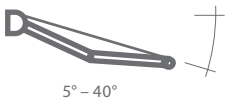
|                                      |                     |
|--------------------------------------|---------------------|
| Colour                               | <b>RAL</b>          |
| Electric drive                       | <b>yes</b>          |
| Manual drive                         | <b>yes</b>          |
| Maximum width*                       | <b>7.0 m</b>        |
| Maximum projection*                  | <b>3.6 m</b>        |
| Cassette                             | <b>no</b>           |
| Optional hood                        | <b>yes</b>          |
| Tilt angle                           | <b>5°–40°</b>       |
| Fabric                               | <b>150 patterns</b> |
| Valance                              | <b>yes</b>          |
| Volant valance - with manual drive   | <b>yes</b>          |
| • maximum height for soltis fabrics  | <b>1.5 m</b>        |
| • maximum height for acrylic fabrics | <b>1.2 m</b>        |



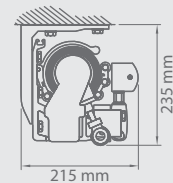
Standard construction colours:

- RAL 9010 mat
- RAL 9006 mat
- RAL 1015 mat
- RAL 8014 mat
- FSM 71319

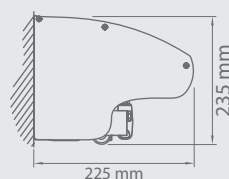
Cranks and gears are available in colours:  
RAL 9010, RAL 1013, RAL 8017, RAL 9006, RAL 7016.



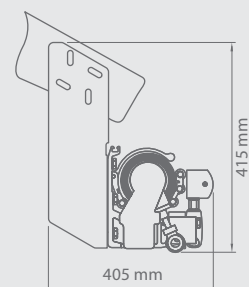
Wall installation



Ceiling installation



Wall installation -  
option with hood



Roof rafter installation





**Properties:**






- Construction made from extruded aluminium
- Flyer's chains in the arms
- Square supporting beam making the installation easier
- Roller tube support with big widths
- Optional hood protects the rolled fabric from weather conditions
- The use of Volant - roll-up valance: not only additionally protects against the sun, but also increases a sense of privacy
- Simple handling using full weather automation
- Possibility of using telescopic support
- Set of overlapping arms with maximum projection of 3.1 m

# TERRACE AWNING AUSTRALIA

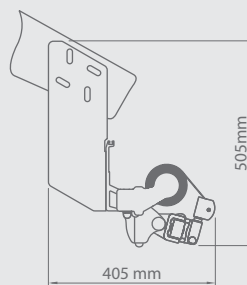
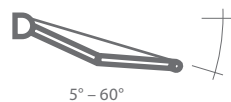
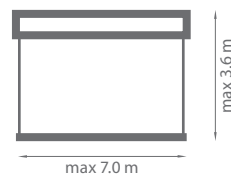


|                    |              |
|--------------------|--------------|
| Colour             | RAL          |
| Electric drive     | yes          |
| Manual drive       | yes          |
| Maximum width      | 7.0 m        |
| Maximum projection | 3.6 m        |
| Cassette           | no           |
| Optional hood      | no           |
| Tilt angle         | 5°–60°       |
| Fabric             | 150 patterns |
| Valance            | yes          |

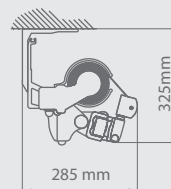
Standard construction colours:

-  RAL 9010 mat
-  RAL 9006 mat
-  RAL 1015 mat
-  RAL 8014 mat
-  FSM 71319

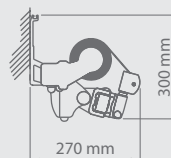
Cranks and gears are available in colours:  
RAL 9010, RAL 1013, RAL 8017, RAL 9006, RAL 7016.



Roof rafter installation



Ceiling installation



Wall installation



**Properties:**

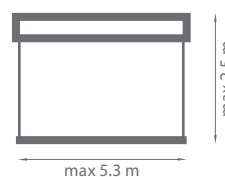
- *Construction made from extruded aluminium*
- *Flyer's chains in the arms*
- *Square supporting beam making the installation easier*
- *Roller tube support with big widths*
- *Supporting bar facilitating installation*
- *The construction allows for installation even with limited space*
- *Simple handling using full weather automation*
- *Possibility of using telescopic front bar support*
- *Set of overlapping arms with maximum projection of 3.1 m*

# TERRACE AWNING SILVER PLUS



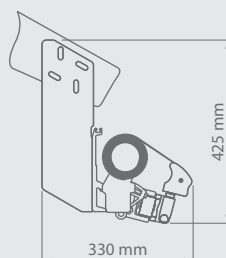
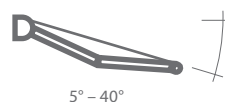
Optional hood

|                    |                     |
|--------------------|---------------------|
| Colour             | <b>RAL</b>          |
| Electric drive     | <b>yes</b>          |
| Manual drive       | <b>yes</b>          |
| Maximum width      | <b>5.3 m</b>        |
| Maximum projection | <b>2.5 m</b>        |
| Cassette           | <b>no</b>           |
| Optional hood      | <b>yes</b>          |
| Tilt angle         | <b>5°-40°</b>       |
| Fabric             | <b>150 patterns</b> |
| Valance            | <b>yes</b>          |

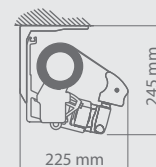


Standard construction colours:

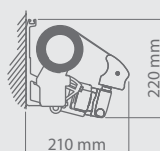
● RAL 9010 mat



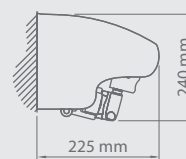
*Roof rafter  
installation*



*Ceiling installation*



*Wall installation*



*Wall installation -  
option with hood*



**Properties:**






- *Construction made from extruded aluminium*
- *Flyer's chains in the arms*
- *Square supporting beam making the installation easier*
- *Roller tube support with big widths*
- *Construction allows the installation even at a small mounting space*
- *Simple handling using full weather automation*
- *Possibility of using telescopic support*
- *Possibility of using overlapping arms*

# TERRACE AWNING MALTA



|                    |   |
|--------------------|---|
| Colour             | <b>RAL</b>                              |
| Electric drive     | <b>yes</b>                              |
| Manual drive       | <b>yes</b>                              |
| Maximum width      | <b>5.0 m</b>                            |
| Maximum projection | <b>3.1 m</b>                            |
| Cassette           | <b>no</b>                               |
| Optional hood      | <b>no</b>                               |
| Tilt angle         | <b>5°-70°(wall)<br/>5°-85°(ceiling)</b> |
| Fabric             | <b>150 patterns</b>                     |
| Valance            | <b>yes</b>                              |

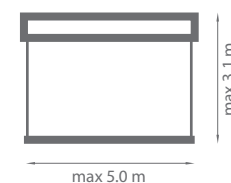
Standard construction colours:

-  RAL 9010 mat
-  RAL 9006 mat
-  RAL 1015 mat
-  RAL 8014 mat
-  FSM 71319

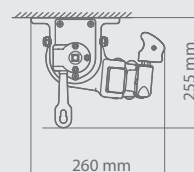
Cranks and gears are available in colours:  
RAL 9010, RAL 1013, RAL 8017, RAL 9006, RAL 7016.



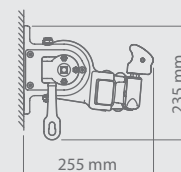
5° - 70° wall installation  
5° - 85° ceiling installation



\* for 5.0m width maximum projection is 1.6m



Ceiling installation



Wall installation

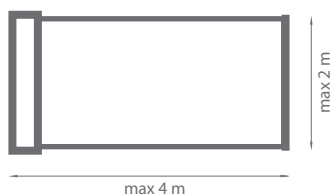


**Properties:**

- *Construction made from extruded aluminium*
- *Flyer's chains in the arms*
- *Universal brackets for wall and ceiling installation*
- *Simplified mechanism of tilt angle regulation*
- *Simple handling using full weather automation*
- *Possibility of using telescopic front bar support*

# SIDE SCREEN BORA

|                    |                     |
|--------------------|---------------------|
| Colour             | <b>RAL</b>          |
| Electric drive     | <b>no</b>           |
| Manual drive       | <b>yes</b>          |
| Maximum height     | <b>2.0 m</b>        |
| Minimum height     | <b>1.1 m</b>        |
| Maximum projection | <b>4.0 m</b>        |
| Cassette           | <b>yes</b>          |
| Fabric             | <b>150 patterns</b> |

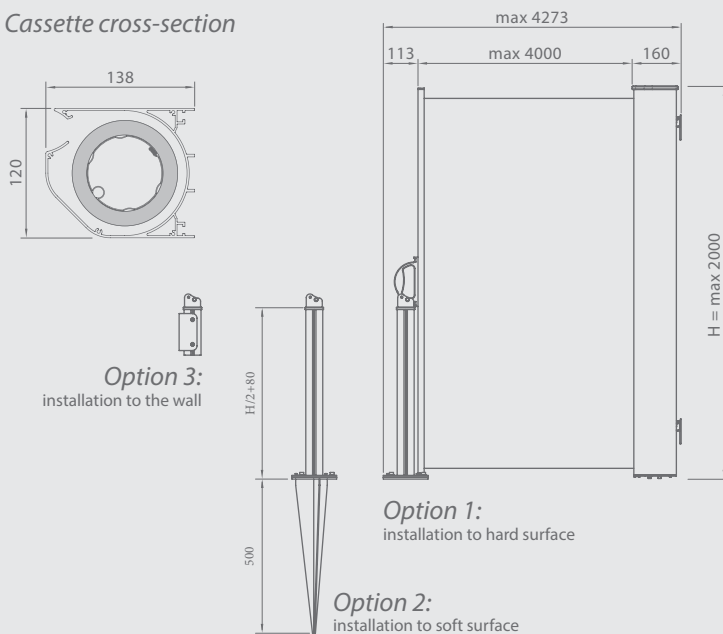


Standard construction colours:

- RAL 9010 mat
- RAL 9006 mat
- RAL 1015 mat
- RAL 8014 mat
- FSM 71319



## Cassette cross-section







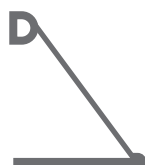
**Properties:**

- Construction made from extruded aluminium
- Cassette protects the fabric from weather conditions
- Three types of front bar mounting:
  - Option 1: to hard surface
  - Option 2: to soft surface
  - Option 3: to the wall
- In versions 1 and 2 there is a neodymium magnet stabilizing the beam to the post

# BALCONY AWNING ITALIA BOX

|                    |                     |
|--------------------|---------------------|
| Colour             | <b>RAL</b>          |
| Electric drive     | <b>yes</b>          |
| Manual drive       | <b>yes</b>          |
| Maximum width      | <b>5.0 m</b>        |
| Maximum projection | <b>1.4 m</b>        |
| Cassette           | <b>yes</b>          |
| Tilt angle*        | <b>90°</b>          |
| Fabric             | <b>150 patterns</b> |
| Valance            | <b>yes</b>          |

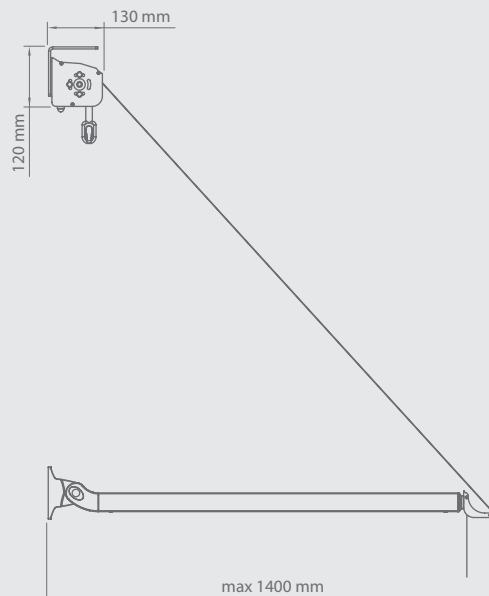
\* 140° on request



Standard construction colours:

- RAL 9010 mat
- RAL 9006 mat
- RAL 1015 mat
- RAL 8014 mat
- FSM 71319

Cranks and gears are available in colours:  
RAL 9010, RAL 1013, RAL 8017, RAL 9006, RAL 7016.





**Properties:**

- Construction made from extruded aluminium
- Cassette protects the fabric from weather conditions
- Easy installation thanks to brackets and separately mounted arms
- Spring in the arms tightens the fabric and prevents the arms from folding under wind pressure
- Simple handling using full weather automation

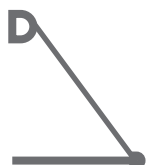
# BALCONY AWNING ITALIA

|                    |                     |
|--------------------|---------------------|
| Colour             | <b>RAL</b>          |
| Electric drive     | <b>yes</b>          |
| Manual drive       | <b>yes</b>          |
| Maximum width      | <b>5.0 m</b>        |
| Maximum projection | <b>1.8 m</b>        |
| Cassette           | <b>no</b>           |
| Optional hood      | <b>no</b>           |
| Tilt angle*        | <b>90°</b>          |
| Fabric             | <b>150 patterns</b> |
| Valance            | <b>yes</b>          |

\* 160° on request



max 5.0 m



max 1.8 m



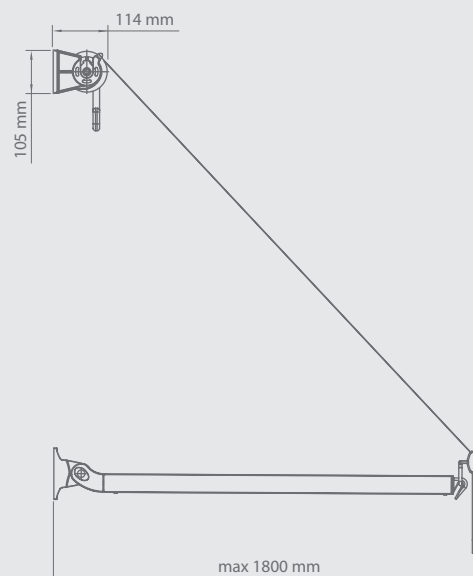
Standard construction colours:

○ RAL 9010 mat    ● RAL 9006 mat

● RAL 1015 mat    ● RAL 8014 mat

● FSM 71319

Cranks and gears are available in colours:  
RAL 9010, RAL 1013, RAL 8017, RAL 9006, RAL 7016.





**Properties:**

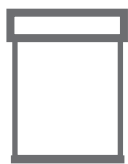
- *Construction made from extruded aluminium*
- *Easy installation thanks to separately mounted brackets and arms*
- *Spring in the arms tightens the fabric and prevents the arms from folding under wind pressure*
- *Simple handling using full weather automation*

# BALCONY AWNING

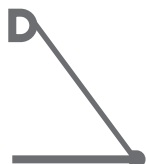
## ITALIA BALCONY

|                    |                     |
|--------------------|---------------------|
| Colour             | <b>RAL</b>          |
| Electric drive     | <b>no</b>           |
| Manual drive       | <b>yes</b>          |
| Maximum width      | <b>5.0 m</b>        |
| Maximum projection | <b>0.7 m</b>        |
| Cassette           | <b>no</b>           |
| Optional hood      | <b>no</b>           |
| Tilt angle*        | <b>90°</b>          |
| Fabric             | <b>150 patterns</b> |
| Valance            | <b>yes</b>          |


\* Maximum tilt angle depends on arms installation place



max 5.0 m



max 0.7 m



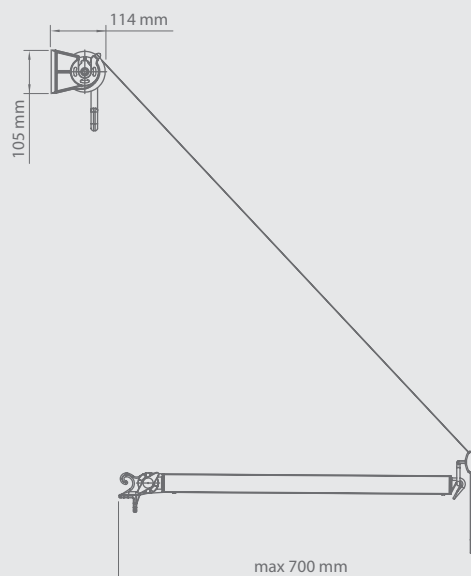
Standard construction colours:

○ RAL 9010 mat    ● RAL 9006 mat

● RAL 1015 mat    ● RAL 8014 mat

● FSM 71319

Cranks and gears are available in colours:  
RAL 9010, RAL 1013, RAL 8017, RAL 9006, RAL 7016.






**Properties:**

- *Construction made from extruded aluminium*
- *Arms designed for handrail installation*
- *Brackets at both ends of the arms allow for two options of fastening the fabric*
- *Possibility to set appropriate tilt angle thanks to the construction of arms (arms lock)*





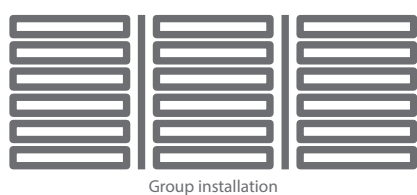


**SYSTEM  
SUNBREAKER**

# SYSTEM

# SUNBREAKER 300 ROTARY

|   |              |
|---|--------------|
| Colour                                    | <b>RAL</b>   |
| Electric drive                            | <b>yes</b>   |
| Manual drive                              | <b>no</b>    |
| Maximum width                             | <b>4.5 m</b> |
| Maximum height                            | <b>7.0 m</b> |
| External use                              | <b>yes</b>   |
| Internal use                              | <b>no</b>    |
| The ability to change the angle of blades | <b>yes</b>   |



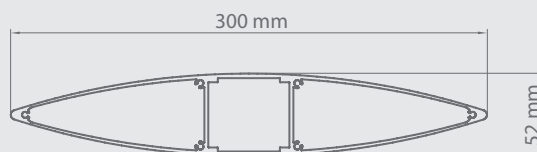
Standard construction colours:



Colours from SELT palette  
**pages: 150-151**



*Blade cross-section*





**Properties:**

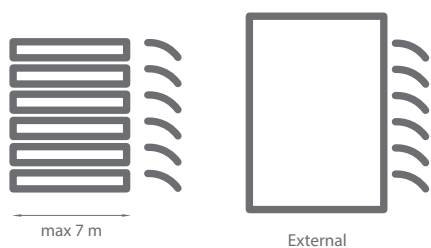
- Construction made from extruded aluminium
- Elliptic blades width of 300 mm
- Group installation option
- The ability to change the angle of blades from approx. 0° to 100°
- Operated by linear motor
- System is installed onto external supporting facade construction
- Construction can be painted in any colour from RAL palette (optional)
- Bearing of the blades in the guides and the design of the drive unit components ensures silent operation of the system during movement
- Brackets for self-supporting side guides

# SYSTEM

# SUNBREAKER 300 FIXED

|   |                            |
|---|----------------------------|
| Colour                                    | <b>RAL</b>                 |
| Electric drive                            | <b>no</b>                  |
| Manual drive                              | <b>no</b>                  |
| Maximum length of blade*                  | <b>7 m</b>                 |
| Maximum height                            | -                          |
| External use                              | <b>yes</b>                 |
| Internal use                              | <b>no</b>                  |
| The ability to change the angle of blades | <b>yes</b><br>(predefined) |

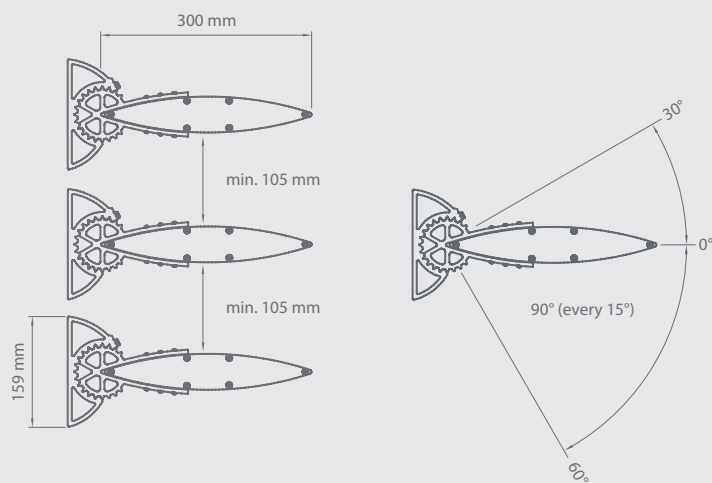
\* Spacing between brackets 4.0 m



Standard construction colours:



Colours from SELT palette  
**pages: 150-151**





**Properties:**

- *Lightweight blades made from extruded aluminium*
- *Enables shading horizontal and vertical surfaces*
- *Elliptic blade width of 300 mm*
- *Application of brackets mounted directly to the base allows to choose distance of blades during installation, no need to define it at the order stage*
- *Brackets are made of extruded aluminium, provide high endurance and fast installation*
- *The ability to adjust the blade angle in the range of 90° (each 15°)*
- *Blade end caps made of aluminium*
- *System can be painted in any colour from RAL palette (optional)*

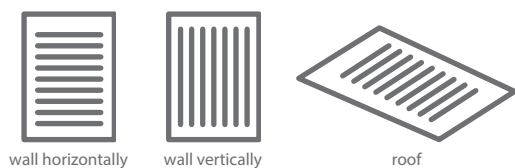
# SYSTEM

# SUNBREAKER 210 ROTARY

|   |        |
|---|--------|
| Colour                                    | RAL    |
| Electric drive                            | yes    |
| Manual drive                              | yes    |
| Maximum width                             | 4.00 m |
| Maximum height                            | 6.02 m |
| External use                              | yes    |
| Internal use                              | no     |
| The ability to change the angle of blades | yes    |



Types of installation:



Standard construction colours:



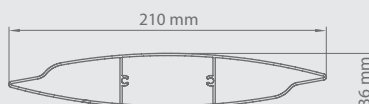
Colours from SELT palette  
**pages: 150-151**



*Blade type A cross-section*



*Blade type B cross-section*





**Properties:**

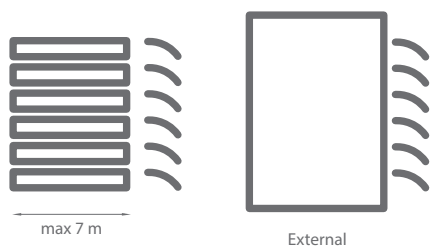
- Construction made from extruded aluminium
- Two types of 210 mm width blades: Type A blade is designed for horizontal surfaces (roofing, skylights). Owing to the special shape of the blade when in the closed position, it provides protection from rain. Type B blade is designed for shading horizontal and vertical surfaces (building facades, pergola walls)
- Lightweight aluminium construction for strength and durability
- Rotation range up to 90° from the initial position of blades
- Possibility of mounting in vertical or horizontal position
- Controlling the angle of the blades with a linear motor
- Construction can be painted in any RAL color (option)

# SYSTEM

# SUNBREAKER 210 FIXED

|   |                     |
|---|---------------------|
| Colour                                    | RAL                 |
| Electric drive                            | no                  |
| Manual drive                              | no                  |
| Maximum width*                            | 7 m                 |
| Maximum height                            | -                   |
| External use                              | yes                 |
| Internal use                              | no                  |
| The ability to change the angle of blades | yes<br>(predefined) |

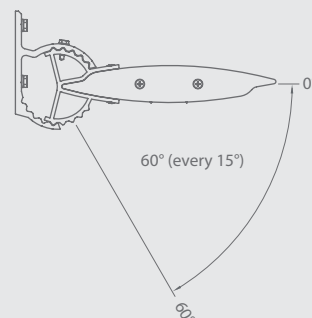
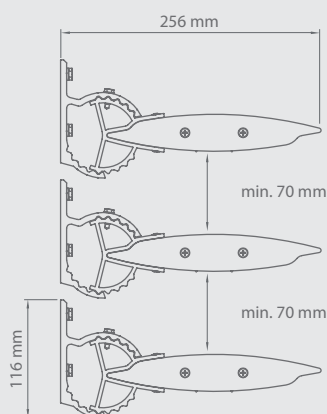
\* Spacing between brackets 3.0 m



Standard construction colours:



Colours from SELT palette  
**pages: 150-151**








**Properties:**

- Construction made from extruded aluminium
- Elliptic blades 210 mm wide
- Enables shading horizontal and vertical surfaces
- Application of brackets mounted directly to the base allows to choose distance of blades during installation, no need to define it at the order stage
- Brackets are made of extruded aluminium, provide high endurance and fast installation
- Ability to adjust the blade angle in the range of 60° (each 15°)
- Blade end caps made of aluminium
- System can be painted in any colour from RAL palette (optional)
- Various blade end caps available





# **POWDER COATING**



1

2

# COATING FINISH

1. "fine structure - pearl mat"
2. "fine structure"
3. satin finish
4. mat finish
5. "artificial anode"

3

4

5





## CONSTRUCTION COLOURS

RAL 9005 MAT


Presented colour chart shows colours available within Selt collection for powder coated construction elements of Refleksols, venetian blinds and sunbreakers. Conditions of painting in colors included in the above collection and in other RAL colours – according to rules described in price lists of individual products. Because of technical and production reasons as well as due to different coating techniques, differences in colours between product components are possible. Presented pictures are for illustration purposes only. Colours may vary from actual ones. Any difference in shade does not constitute grounds for complaint.

|                             |                             |                               |   |   |
|-----------------------------|-----------------------------|-------------------------------|---|---|
| <b>0005</b><br>(~ RAL 1013) | <b>0204</b><br>(~ RAL 9003) | <b>RAL 9016</b><br>C80        | <b>RAL 9010</b><br>C50 / C80 / C80F / Z90 | <b>RAL 7035</b><br>C80 / Z90              |
| <b>0030</b>                 | <b>0038</b><br>(~ RAL 9006) | <b>RAL 7024</b><br>C80 / Z90  | <b>RAL 7016</b><br>C50 / C80 / C80F / Z90 | <b>RAL 7021</b><br>C80 / Z90              |
| <b>9007</b><br>(~ RAL 9007) | <b>2901</b>                 | <b>RAL 9005*</b><br>C80 / Z90 | <b>RAL 9006</b><br>C50 / C80 / C80F / Z90 | <b>RAL 9007</b><br>C50 / C80 / C80F / Z90 |
| <b>0199</b><br>(~ RAL 7024) | <b>0019</b><br>(~ RAL 9011) | <b>DB 703</b><br>C80 / Z90    | <b>RAL 1013</b><br>C80 / Z90              | <b>VSR 240*</b><br>C80 / Z90              |
| <b>0204 PF</b> (~ RAL 9003) | <b>0038 PF</b> (~ RAL 9006) | <b>VSR 780*</b><br>C80 / Z90  | <b>RAL 8014</b><br>C80 / Z90              | <b>RAL 7012</b><br>C80 / Z90              |

## SLATS COLOURS

Standard slat gloss 80% (satin)  
\* gloss 60% (semi-matt)

Presented colour chart shows slat colours available within SELT collection. Conditions of painting in colors within Selt collection and other RAL colours – according to rules described in price list of venetian blinds. Because of technical and production reasons as well as due to different coating techniques, differences in colours between product components are possible. Presented pictures are for illustration purposes only. Colours may vary from actual ones. Any difference in shade does not constitute grounds for complaint. Customized perforation (layout and size of openings) and painting in colours outside of SELT collection are subject to individual arrangements in terms of price and conditions of implementation.







**FABRICS**

# AWNING FABRICS



100%  
ACRYLIC



Above pictograms apply to acrylic fabrics.



## ACRYLIC FABRICS

Acrylic fabrics guarantee the highest quality of the product, providing thermal comfort and protection against UV radiation. Made 100% out of acrylic fibre, dyed in chemical solution, provide excellent protection against colour loss. UV resistance coefficient is 7-8 at 8° scale. Impregnation with use of TEFLON® or SCOTCHGARD™ agents provides an excellent protective barrier and strengthens water-repellent qualities of the fabric, also preventing dirt adhering. Resistance to leaking: 330 mm water column. The advantage of acrylic fabric is also high resistance to tensile and tear. Permeability to air and water repellency Above pictograms apply to acrylic fabrics.

| Technical data shown below are average values |                    |                             |
|---|--------------------|-----------------------------|
| Fabric:                                       | -                  | Acrylic 100%, solution dyed |
| Finishing:                                    | -                  | Teflon - Cleangard          |
| Weight:                                       | DIN EN 12127       | ~ 300 g/m <sup>2</sup>      |
| Width:  | DIN EN 1773        | 120 cm                      |
| Colour fastness:                              | DIN EN ISO 105-B02 | 7-8 / 8                     |
| Light fastness:                               | DIN EN ISO 105-B04 | 7-8/8                       |
| Oil repellency:                               | EN ISO 14419       | 4-5                         |
| Water repellency:                             | EN ISO 4920        | 100                         |
| Water column:                                 | EN 20 811          | ~ 330 mm                    |
| Tensile strength (daN/5 cm):                  | DIN EN ISO 13934-1 | ~ 140 / 95                  |
| Tear resistance (daN)<br>Weft / Warp:         | EN ISO 13973-2     | 2.3 / 4                     |

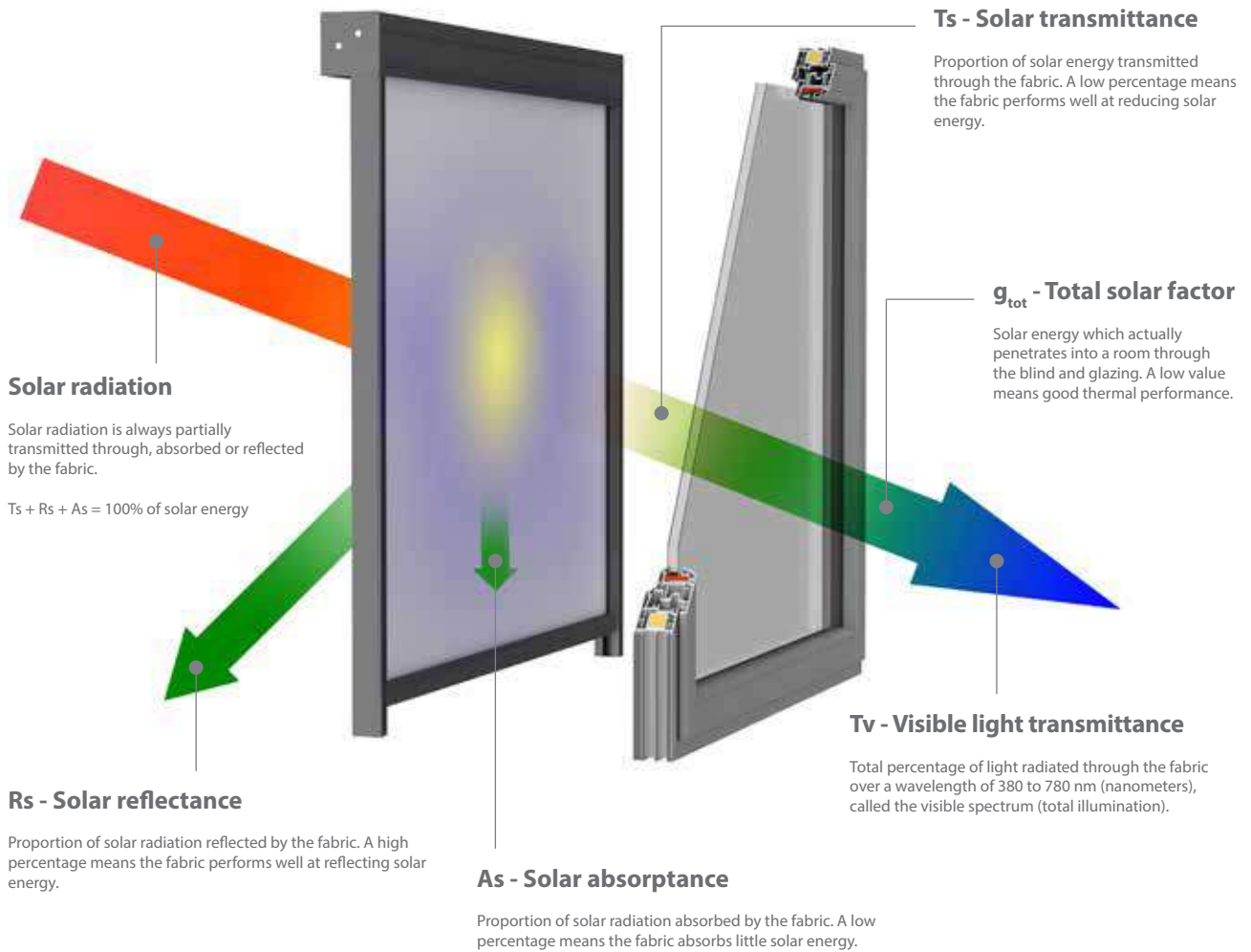
## WATERPROOF ACRYLIC FABRICS

Waterproof acrylic fabrics are characterized by increased resistance to leaking ~1000 mm water column height. Weave structure together with modern impregnation technology provides high air permeability even on hot days. Oeko-Tex® guarantees that offered acrylic fabrics, subjected to special impregnation for water resistance, are not toxic.

| Technical data shown below are average values |                    |                             |
|---|--------------------|-----------------------------|
| Fabric:                                       | -                  | Acrylic 100%, solution dyed |
| Finishing:                                    | -                  | Teflon - Cleangard          |
| Weight:                                       | DIN EN 12127       | ~ 330 g/m <sup>2</sup>      |
| Width:  | DIN EN 1773        | 120 cm                      |
| Colour fastness:                              | DIN EN ISO 105-B02 | 7-8 / 8                     |
| Light fastness:                               | DIN EN ISO 105-B04 | 7-8/8                       |
| Oil repellency:                               | EN ISO 14419       | 4-5                         |
| Water repellency:                             | EN ISO 4920        | 100                         |
| Water column:                                 | EN 20 811          | ~ 1000 mm                   |
| Tensile strength (daN/5 cm):                  | DIN EN ISO 13934-1 | ~ 140 / 95                  |
| Tear resistance (daN)<br>Weft / Warp:         | EN ISO 13973-2     | 3 / 4                       |



# REFLEKSOL FABRICS



## OPENNES FACTOR

Relative area of the openings in the fabric. It is considered as independent of the colour. For fabric with the same weave, it should be measured using the darkest colour in the range.

## SERGE 1% / SERGE 600

Collection of fabrics made from fiberglass covered with PVC. Fabrics made of this group have a distinctive diagonal „serge” weave, which guarantees them an unusual dimensional stability. High fire resistance and very good technical parameters of fabrics provide users with visual comfort in rooms, thus protecting against overheating the interior.




## POLYSCREEN

Wide group of technical polyester fabrics coated with PVC, characterized by variety of weaving patterns and properties (PS Luminous, PS 550, PS 350). This allows architects to select the right solution, increasing visual attractiveness of the building and to emphasize its individual character. High technical parameters provide optical and thermal comfort inside the room. An additional feature of the fabric is the ease to keep it clean.



## SOLTIS 92 / SOLTIS 99

Polyester technical fabric coated with PVC, manufactured with patented technology Preconstraint Ferrari®. The unique technology gives fabric high stability and protects it against deformations even in large size blinds. High technical parameters guarantee optical and thermal comfort. The quality components used in production of this fabric ensures color fastness. Thanks to the smooth surface, the fabric is difficult to absorb dirt or get stained.



## BLACK OUT

High-end blackout fabrics in group of Polyscreen 314 BO, effectively block sunlight coming into the room. It is ideal solution for conference rooms, audio-visual, photographic studios, etc. High dimensional stability, high technical parameters and interesting colours are without a doubt advantages of fabrics in this group.




## ACOUSTIC - VEROGLIM

Elegant fabric, made from the highest quality non-flammable polyester fibers Trevira® CS, intended for indoor use. Because of its weight, the fabric is ideally suited for cassette systems. An important advantage of this fabric is high coefficient of acoustics. Thanks to its structure, the fabric absorbs sound and mutes the room. Another advantage is metallic surface that reflects bright light and in this way regulates its intensity in the room.



## SUNWORKER

Smooth polyester fabric finished with PVC. Unique structure of the fabric effectively stops the sunlight, allowing for just optimal amount of visible light to transmit inside the room, providing high comfort to its users. The advantages of this fabric are: color fastness, high resistance to weather conditions and easy to maintain clean.



# SOLID FABRICS

## PRECONTRAIT 602 OPAQUE TECHNICAL SPECIFICATIONS


|  | Values  | Standards     |
|--|---|---------------|
| <b>Yarn</b>                              | 1100 dtex PES HT  | Tersuisse     |
| <b>Weight</b>                            | 750 g/m <sup>2</sup>  | EN ISO 2286-2 |
| <b>Width</b>                             | 267 cm  | -             |
| <b>Tensile strength (warp/weft)</b>      | 230/220 daN/5cm   | EN ISO 1421   |
| <b>Tear strenght (warp/weft)</b>         | 20/20 daN   | DIN 53.363    |
| <b>Elongation under load (warp/weft)</b> | <1%/<1%   | NF EN 15619   |
| <b>Adhesion</b>                          | 9/9 daN/5cm   | EN ISO 2411   |
| <b>Finish</b>                            | Varnish both sides  | -             |
| <b>Flame retardancy</b>                  | • M2/NFP 92-507 • B1/DIN4102-1 • M2/UNE23.727-90 • BS 7837 • 1530.3/AS NZS • Method 2/NFPA 701 • CSFM T19 |               |
| <b>Cold resistance</b>                   | -30°C   | ISO 4675      |
| <b>Heat resistance</b>                   | +70°C   |               |

## PRECONTRAIT 702 OPAQUE TECHNICAL SPECIFICATIONS


|                                     | Values   | Standards     |
|-------------------------------------|--|---------------|
| <b>Yarn</b>                         | 1100 dtex PES HT   | Tersuisse     |
| <b>Weight</b>                       | 830 g/m <sup>2</sup>   | EN ISO 2286-2 |
| <b>Width</b>                        | 267 cm   |               |
| <b>Tensile strength (warp/weft)</b> | 280/280 daN/5 cm   | EN ISO 1421   |
| <b>Tear strenght (warp/weft)</b>    | 30/28 daN  | DIN 53.363    |
| <b>Adhesion</b>                     | 10/10 daN/5 cm   | EN ISO 2411   |
| <b>Finish</b>                       | Acrylic varnish both sides (aluminium face / back grey)  |               |
| <b>Flame retardancy</b>             | M2/NFP 92-507 • TEST 2/NFPA 701 • CSFM T19 • B1/DIN 4102-1 • BS 7837 • GROUP 1/AS/ NZS 3837 • 1530.3/AS/NZS • SITAC/SIS 650082 • Schwerbrennbar Q1-Tr1/ONORM A 3800-1 • CLASSE 2/UNI 9177-87 • M2/UNE 23.727-90 • VKF 5.2/SN 198898 • B-s2,do/EN 13501-1 |               |
| <b>Cold resistance</b>              | -30°C  |               |
| <b>Heat resistance</b>              | +70°C  |               |



**BLANC** 602N OPAQUE 8503



**BEIGE** 602N OPAQUE 0020



**ALU GREY** 702 OPAQUE 1285



## Control

Depending on your needs, the control of blinds can be performed by using wall switches, remote controls or via the internet through convenient interface in your computer, tablet or smartphone.



RC

## Sensors

The use of wind, solar or temperature sensors in the intelligent building gives you the ability to automatically control the sun blinds depending on the changing weather conditions.



RC

# Automation

comfort during  
work and leisure







## Electric drive

The use of electric drives in sun blinds gives you comfort of use but also the ability to program their automatic opening and closing.

Thanks to automated control system applied in sun blinds it is possible to control level of solar energy transmitted into the building. These are necessary and convenient solutions of controls used not only in the passive buildings. In order to increase energy efficiency and control comfort, it is possible to integrate lighting, air-conditioning and heating systems, and visualization of the current position of the sun blinds. Modern automation systems are characterized by simplicity to install, configure and reconfigure.







# SELT

COMPANY

All specifications, design and color of products are up to date at time of forwarding this catalog to print. The manufacturer reserves the right to make changes without prior notice. Due to the printing process any color reproductions are for illustration purposes only, their deviation from the actual color cannot constitute grounds for complaint. Folder reproduction in whole or in part is forbidden without the written permission of SELT.

[selt.com](http://selt.com)